



**Rochester City Council Workshop
February 17, 2015
COUNCIL CHAMBERS
7:00 PM**



AGENDA

1. Call to Order
 2. Public Input
 3. Communications from the City Manager
 4. Communications from the Mayor
 - 4.1 Special Recognition: Peter Nourse
 5. Department Reports P. 4
 6. Other
 7. Adjournment
-

**Rochester City Council Special Meeting
February 17, 2015
COUNCIL CHAMBERS
(Immediately following the City Council Workshop)**

AGENDA

1. Call to Order
2. **AB 101** New Second-hand Dealer Business [A & G Appliances]
Motion to Approve P. 111
3. Non-Public Session
 - 3.1 Non-Public Session - Personnel, RSA 91-A:3, III (a)
4. Adjournment




This page has
been
intentionally left
blank.



January Department Reports

- Assessing P. 5
- City Clerk's Office P. 7
- Department of Building, Zoning, and Licensing Services P.9
- Economic Development Department P. 15
- Finance Department P. 29
- Fire Department P.61
- Library P. 85
- Planning Department P. 87
- Police Department P. 89
- Public Works Department P. 101
- Recreation and Arena P. 105
- Tax Collector P. 107
- Welfare P. 109



This page has
been
intentionally left
blank.





City of Rochester, New Hampshire
Assessor's Office
19 Wakefield Street
Rochester, New Hampshire 03867-1915

2/12/15

Telephone
(603) 332-5109
Fax
(603) 335-7591


February 4, 2015

To: City Manager/Council
From: Thomas Mullin, Assessor
Subject: January Council Report


Revenue Received/Collection Warrants issued:

| | |
|--|----------------|
| State Education Tax Warrant | \$4,935,450.00 |
| Property Record Cards, Maps & Copies Revenue | \$26.50 |

- Office Staff have begun the process of re-qualifying applicants for the Elderly and Disabled Tax Exemptions for the 2015 Tax Year.
- Subdivisions, Lot Line Revisions, Lot Combinations and other changes to properties that were approved after April 1, 2014 are now being entered in the Patriot CAMA system for the 2015 Tax Year.
- The Field Staff will continue to review properties that have been issued building permits this year and any that were not completed last year. Due to the greater than normal amount of snowfall, progress has been impeded.



This page has
been
intentionally left
blank.





City Clerk's Office
 City Hall - First Floor
 31 Wakefield Street, Room 105
ROCHESTER, NEW HAMPSHIRE 03867-1917
 (603) 332-2130 - Fax (603) 509-1915
 Web Site: <http://www.rochesternh.net>

Clerk of the Council
 Elections
 Vital Records
 Dog Licensing
 Notary Public Services

City Clerk's Report

2015

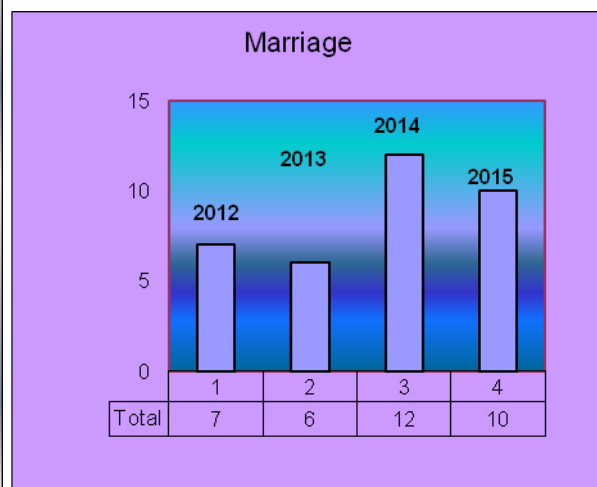
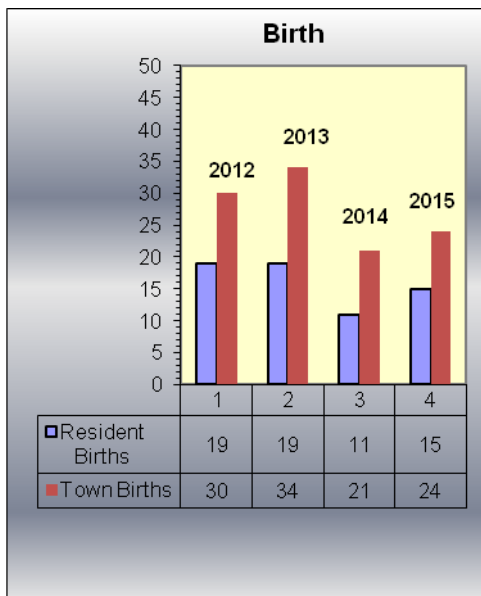
February 17, 2015

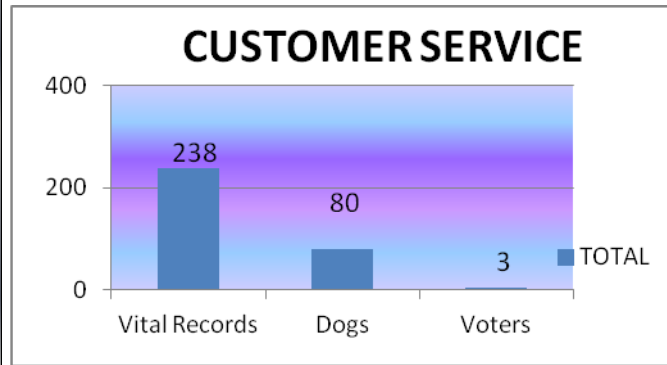
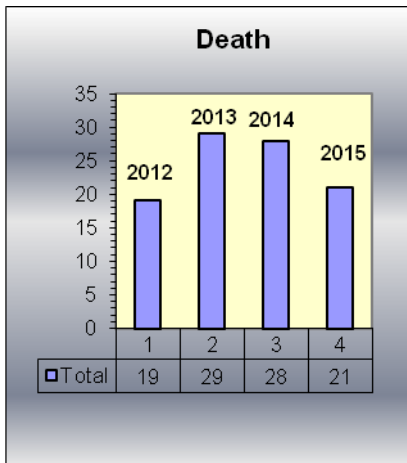
Vital Statistics

The City Clerk's staff issued 162 initial copies of vital records, 66 subsequent copies of vital records, and 10 marriage licenses in January. The New Hampshire Division of Vital Records Administration generated the following report of statistics for the City of Rochester: there were 24 babies born in Rochester during the month of January, 15 of which were of Rochester residents; a total of 21 deaths occurred in Rochester during the month of January.

Revenue – Vital Records/Marriage Licenses

| | State | City |
|---------------------------|----------------|----------------|
| Initial/Subsequent copies | \$1,626 | \$1,464 |
| Marriage Licenses | \$ 380 | \$ 70 |
| | <u>\$2,006</u> | <u>\$1,534</u> |





Dog Licensing

The City Clerk's office licensed 80 dogs during the month of January.

Elections

Voter registration summary by party as of January 31, 2015:

| | <u>Democrats</u> | <u>Republicans</u> | <u>Undeclared</u> | <u>Total</u> |
|---------------|------------------|--------------------|-------------------|--------------|
| <u>Ward 1</u> | 919 | 969 | 1,249 | 3,137 |
| <u>Ward 2</u> | 860 | 989 | 1,338 | 3,187 |
| <u>Ward 3</u> | 889 | 1,009 | 1,261 | 3,159 |
| <u>Ward 4</u> | 786 | 742 | 1,336 | 2,864 |
| <u>Ward 5</u> | 784 | 882 | 1,357 | 3,023 |
| <u>Ward 6</u> | 846 | 678 | 1,204 | 2,728 |
| | 5,084 | 5,269 | 7,745 | 18,098 |

Respectfully submitted,

Marcia H. Roddy

Marcia H. Roddy
Deputy City Clerk



2/12/15

City of Rochester, New Hampshire
Department of Building, Zoning and Licensing
Services

31 Wakefield Street * Rochester, NH 03867
(603) 332-3508 * Fax (603) 509-1912

January 2015

APPLICATIONS REVIEWED BY THE ZONING BOARD

2015-01 Application by Jesse Coletti for a Special Exception to have an outside storage yard for equipment parking only, in the Highway Commercial Zone, in accordance to the City's Zoning Ordinance, Article 42, Section 22 (c) (3). **Location:** 15 Milton Rd. Map 222 Lot 92, Highway Com Zone
POSTPONED to February 11, 2015

2015-02 Application by Dyann O'Rourke for a Special Exception to permit a family group child care facility in her home, (daycare 2), in accordance to the City's Zoning Ordinance, Article 42, Section 22.
Location: 144 Rochester Hill Rd. Map 243 Lot 10, Residential 2 Zone
The above Special Exception was **Approved** as presented at the Zoning Board of Adjustment's January 14, 2015 meeting with the following caveat; to install a six (6) foot vinyl fence to be placed on the appropriate lot line up to eighty (80) feet in length and is agreeable to the applicant and the abutter.

2015-03 Application by Gosport Properties, LLC for a Special Exception to permit a non-profit cat rescue facility as provided in Article 42, Section 22, Table 18E, of the City's Zoning Ordinance.
Location: 10 Main St. Map 142 Lot 3, Office Commercial Zone
The above Special Exception was **Approved** as presented at the Zoning Board of Adjustment's January 14, 2015 meeting

End of Month Council Report

To the Honorable Mayor and City Council of the City of Rochester, the following is a summary of the revenue collected and the activities performed by the Department of Building, Zoning and Licensing Services for the month of January 2015 with fiscal Year to Date

Department Revenue

| | Current Month | | Year to Date | | Projected Revenue |
|-------------------------|---------------|-----------|--------------|------------|-------------------|
| Food Establishments | \$ | 100.00 | \$ | 8,987.50 | \$ 29,000.00 |
| Taxi Service Permits | \$ | 10.00 | \$ | 710.00 | \$ 700.00 |
| Amusement License | \$ | 0.00 | \$ | 2,460.00 | \$ 4,000.00 |
| Building Permits | \$ | 9,475.50 | \$ | 249,124.00 | \$ 250,000.00 |
| Hawkers & Peddlers | \$ | 0.00 | \$ | 25.00 | \$ 500.00 |
| Postage | \$ | 49.14 | \$ | 619.33 | \$ 1,000.00 |
| Second Hand Dealer | \$ | 470.00 | \$ | 1,393.00 | \$ 1,000.00 |
| Pawnbroker License | \$ | 50.00 | \$ | 200.00 | \$ 100.00 |
| Junk Yard & MVJY | \$ | 0.00 | \$ | 0.00 | \$ 175.00 |
| Zoning Applications | \$ | 350.00 | \$ | 2,495.36 | \$ 7,000.00 |
| Misc. Permits and Fees | \$ | 2.00 | \$ | 889.40 | \$ 100.00 |
| GROSS REVENUE | \$ | 10,556.64 | \$ | 266,903.59 | \$ 293,575.00 |
| | | | | | |
| Fees Refunded | \$ | 0.00 | \$ | 495.00 | |
| Fees Waived – Veteran | \$ | 50.00 | \$ | 2,900.00 | |
| Fees Waived - Municipal | \$ | 0.00 | \$ | 13,108.00 | |
| Total | \$ | 50.00 | \$ | 16,503.00 | |
| | | | | | |
| NET REVENUE | \$ | 10,506.64 | \$ | 250,400.59 | |

Department Activities

2/12/15


| Permits : | | Licenses : | | Actions: | |
|----------------------|----|-------------------------|---|---------------------------|----|
| Foundation Only | 0 | Second Hand Dealer | 0 | Building Final | 6 |
| Building Permit | 19 | Junk Dealer | 0 | Demo | 0 |
| Demolition Permit | 1 | Motor Vehicle Junk Yard | 0 | Electric Final | 11 |
| Sign Permit | 5 | Pawn Broker | 0 | Electric Rough | 10 |
| Plumbing Permit | 21 | Taxi - Owner | 0 | Electrical Underground | 0 |
| Electrical Permit | 22 | Taxi - Driver | 1 | Foundation | 3 |
| Mechanical Permit | 26 | Taxi - Vehicle | 0 | Framing | 5 |
| Pool Permit | 0 | Health | 1 | Gas Line | 6 |
| Fire Alarm/Sprinkler | 3 | Mechanical Devices | 0 | Health Inspection | 26 |
| Violation | 2 | Day Care | 0 | Insulation | 5 |
| | | Temporary Food | 2 | Mechanical Final | 7 |
| | | Video Games | 0 | Mechanical Rough | 1 |
| | | Movie Theater | 0 | Perm Service | 1 |
| | | Pool Table | 0 | Plumbing Final | 5 |
| | | Hawkers & Peddlers | 0 | Plumbing Rough | 7 |
| | | Mobile Home Parks | 0 | Plumbing Underground | 6 |
| | | Food Establishments | 1 | Pool Bonding | 0 |
| | | | | Pool Final | 0 |
| | | | | Re-Bar | 2 |
| | | | | Service & Service Upgrade | 4 |
| | | | | Sheetrock | 4 |
| | | | | Slab | 0 |
| | | | | Temp Service | 1 |
| | | | | Walk Through | 1 |
| | | | | Other | 1 |

Building Permit Detail

2/12/15

| New Permits | Month: January 2015 | | Fiscal Year to Date | |
|-----------------------------|---------------------|------------------------------|---------------------|------------------------------|
| | Permits Issued | Estimated Construction Value | Permits Issued | Estimated Construction Value |
| Sign | 2 | \$ 2,900 | 16 | \$ 45,980 |
| Plumbing | 21 | 34,043 | 186 | \$ 1,528,326 |
| Electrical | 20 | \$ 499,766 | 274 | \$ 3,753,612 |
| Mechanical | 25 | \$ 55,747 | 373 | \$ 3,458,451 |
| Fire | | | | |
| Alarm | 2 | \$ 22,250 | 20 | \$ 207,745 |
| Protection | 1 | \$ 13,439 | 22 | \$ 277,284 |
| Foundation Only | 0 | \$ 0.00 | 4 | \$ 120,000 |
| Building Permit | | | | |
| Multi-category | 0 | \$ 0.00 | 0 | \$ 0.00 |
| New Home | 1 | \$ 20,000 | 20 | \$ 2,927,052 |
| Addition Non Res | 0 | \$ 0.00 | 2 | \$ 243,000 |
| Alteration Non Res | 3 | \$ 47,000 | 30 | \$ 4,163,089 |
| Repair / Replace Non Res | 0 | \$ 0.00 | 12 | \$ 377,474 |
| Footing | 0 | \$ 0.00 | 24 | \$ 273,500 |
| Pool | 0 | \$ 0.00 | 0 | \$ 0.00 |
| Garage | 0 | \$ 0.00 | 14 | \$ 561,155 |
| Other | 2 | \$ 87,700 | 55 | \$ 371,403 |
| Demo | 0 | \$ 0.00 | 0 | \$ 0.00 |
| Shed | 1 | \$ 5,000 | 27 | \$ 73,636 |
| Addition Res | 1 | \$ 1.00 | 7 | \$ 204,001 |
| Alteration Res | 2 | \$ 106,800 | 36 | \$ 477,312 |
| Repair / Replace Res | 3 | \$ 20,825 | 135 | \$ 1,110,171 |
| Condo | 0 | \$ 0.00 | 0 | \$ 0.00 |
| Apartment | 1 | \$ 809,000 | 1 | \$ 809,000 |
| Manufactured Home | 2 | \$ 1,000 | 15 | \$ 699,288 |
| Building Non Res | 0 | \$ 0.00 | 5 | \$ 7,649,000 |
| Total New Permit | 87 | \$ 1,725,471 | 1278 | \$ 29,330,479 |
| Permit Renewals | 3 | \$ 20,501 | 9 | \$ 32,601 |
| Demolition | 1 | \$ 5,000 | 26 | \$ 89,450 |
| Total Permits Issued | 91 | \$ 1,699,970 | 1313 | \$ 29,208,428 |

Respectfully Submitted,



James Grant

Note: The above data is subject to adjustment & revision pending further review and analysis as well as year-end closing adjustments.

CODE VIOLATION TYPE & OCCURRENCES**Month of: January 2015****Code Compliance Deficiencies**

There are up to four steps of actions being used to deal with complaints/ violations: The first being verbal contact. The next method is a written notice of violation. This consists of a notice that is mailed first class as well as certified mail giving the property owner or violator a detailed description of the deficiencies and a date to make the appropriate corrections. The requested date depends on the time that is considered reasonable for the requested action that needs corrected, for instance, a minor repair to a fence may warrant a couple of days, while replacing an entire fence may require a few weeks. If there has been no contact made by the recipient of the notice, a follow up inspection is then made. If the violation(s) still exist, a second notice of violation is mailed with a new correction date on it. This process is then followed through again with a final notice. If the violation has still not been corrected after these notices, the paper work is turned over to Attorney Grossman for legal/court action to be taken. If the violation was a time sensitive issue, such as trash piling up, we would skip the second notice and go straight to a final notice to help expedite the process.

RUBBISH & GARBAGE:

- One recent in Ward 1
 - One recent in Ward 3
 - Two recent in Ward 4
 - Two recent in Ward 6
- One in Ward 4 is pending all others were resolved and closed

INTERIOR VIOLATIONS:

- One recent in Ward 1
Resolved and closed
- One recent in Ward 2
Open and pending
- * One recent in Ward 3
Resolved and closed
- Four recent in Ward 4
All were resolved and closed

EXTERIOR VIOLATIONS:

- One recent in Ward 2
Resolved and closed
- O
- ne recent in Ward 3
Resolved and closed
- One recent in Ward 6
Resolved and closed

VEHICLE VIOLATIONS:

-

SIGNS:

- Two recent in Ward 1
 - Three recent in Ward 4
 - Three recent in Ward 6
- All of the above were snipe signs removed

SITE PLAN/ZONING VIOLATIONS:

- Two recent in Ward 5
- One was resolved and one remains open and pending

PERMITS

- One recent in Ward 4
 - Two recent in Ward 5
- All were corrected and permits obtained

Twenty six Second Hand Dealer inspections were conducted this month.

Rochester Economic Development

January 2014 Overview



- **Staffing** – Jennifer Murphy Aubin continues out on maternity leave until mid-March. Carolyn Kessinger from Kelly Services has been helping with the basic administrative duties in Jennifer's absence. Julian Long completed his introductory Community Development Block Grant training with Adam Cannon from Portsmouth, and still has Elena Engle available should questions arise. Karen Pollard took a week of vacation in early January, and has been named to the International Economic Development Council's Education and Certification Advisory Committee.
- **REDC Spaulding Turnpike/Route 16 Coalition** – Foster's Daily Democrat published a series of articles on the history of the Spaulding Turnpike, Exit 10 and the region's businesses interests in seeing planning for Exit 10 and further turnpike planning and improvements. NHDOT does not currently have a Commissioner, so communication has been difficult on any issues of substance, such as the NHDOT budget.
- **Business Visitation Program** – Jennifer Marsh has been continuing visits to local employers and this month she met with the new President of Frisbie Hospital, Tom Cusano of SAI Industrial, Steve Dumont from the Gonic Mill, and a number of small businesses in Downtown that are struggling this winter. In addition, Jenn continues to serve on the Rochester Main Street Economic Restructuring Committee, the Restaurant Event Committee and a number of other groups to support small business in Rochester.
- **Seacoast Manufacturing Exchange** – Jenn Marsh organized and facilitated her first Exchange on January 21st and held at TurboCam's new building in Barrington. There were 26 people in attendance and the speaker was the Director of Energy from NH Public Utilities Commission. It was a very successful event and the next will be held in early April.
- **Business Roundtable** – Newton Kershaw, of Elm Grove Properties, spoke at this month's business roundtable meeting to help educate the business owners on how the 79e tax relief program benefits them if they are successful in their application. Newton has had two projects approved under this statute. There was a much larger attendance than usual to hear him speak.
- **TIF Annual Advisory Board Meeting** – The GSBP TIF Board met on July 30, and Jenn Marsh completed the 2013 DRAFT TIF Report and the 2014 TIF Report. The department will be asking for a dedicated page on the city website for official TIF information and reports, which Jenn will also maintain.
- **Rochester Economic Development Commission** – The Commission sent a suggestion to the Mayor and City Council regarding the co-locating of development departments. They continue to advocate for co-location and suggested a downtown storefront that is particularly well suited in good condition as a temporary space solution. The City Council will discuss this at a future meeting. Jenn Marsh is taking on the staff support role for the Commission with the January meeting.
- **FY 2016 Economic & Community Development Budgets** – All department budgets were submitted on time and with minimal changes, only those to accommodate actual cost changes. Numerous Downtown improvements were entered into the CIP for FY16 or future years. It is hoped that one is chosen for funding.
- **Marketing and Public Relations** – Ads and PR this month: Redesign of Community Development webpage; PR – Pollard Named to IEDC Committee; *Area Development* Site Selectors Directory 2015, ad & listings; *Business Facilities*, listing; Expansion Solutions, ad & editorial.

*Leads for business attraction and expansion are always welcome and are kept confidential.
Your help to attract new business opportunities and investment to Rochester is appreciated.*

K. Pollard
2/11/15



INTERNATIONAL
ECONOMIC DEVELOPMENT
COUNCIL

International Economic Development Council
734 15th Street NW, Suite 900
Washington, DC 20005
www.iedonline.org

*The Power of
Knowledge and Leadership*

January 12, 2015

Karen Pollard, CEcD has been appointed to the International Economic Development Council

Education and Certification Advisory Committee for 2015 through 2017

Education and Certification Advisory Committee The Education and Certification Advisory Committee assists in the development of new CEcD exam content and provides input to help shape the relevancy and content of professional development courses, including advanced courses. The committee monitors complementary and competitive education offerings by outside groups within the economic development industry. The work of this committee will include reviewing CEcD applications in which the candidate's eligibility cannot be clearly determined by staff; disputed "failed" results of the CEcD exam; applications for level two re-certification credits; and applications for Basic Economic Development Course accreditation. The committee will oversee the Re-accreditation of Basic Economic Development Courses on a 3-year cycle. This Committee reports to the Board's Performance Oversight and Monitoring Committee. The Education and Certification Committee meets four times a year: an in person meeting at the annual conference and three conference calls throughout the year.

Member Tenure: Committee members serve a three year term, after which the member must rotate off that committee. Each year one third of the committee is up for renewal and the same number of new members rotate on per year.

CITY OF ROCHESTER, NH
Granite State Business Park
Tax Increment Finance District (RSA 162K)
2013 Report

Tax Increment Financing: Overview

Cutbacks in federal and state infrastructure aid over the last two decades have minimized the amount of financing available to municipalities for infrastructure, increasing the use of tax increment financing (TIF), an economic development tool that has been around since the 1950's. The creation of TIF districts are crucial to New England towns and cities that compete with the financial incentives offered in other regions of the United States.

The underlining concept of a TIF District is that an area with development potential that is blighted or otherwise in need of economic improvement, becomes designated by a municipality as a tax increment financing district. The improvements made to the infrastructure stimulate development or redevelopment, which in turn generates incremental tax revenues. These revenues are then directed to the infrastructure debt service incurred by the municipality for the improvements.

The taxable valuation of the district is frozen at the time of its creation, referred to as the original taxable value (OTV) or simply "base." Tax revenues from the base value continue to go to the general fund tax base. As the TIF district matures and private sector development and redevelopment occurs due to improvements, the City retains the incremental tax revenues generated above the base. The annual "tax increment" is used to pay the public expenditures on improvements in the district. The duration of a TIF district is limited, typically by the time required to amortize bonded debt and the recovery of other municipal costs incurred in creating the TIF district and provide public infrastructure.

Public infrastructure investments typically include water supply, sewer expansion and repair, storm water drainage, street and sidewalk construction, street lighting, park improvements, and parking structures. These improvements are intended to make the area more attractive for development and reduce infrastructure costs to private developers.

Granite State Business Park TIF District- (RSA 162K)

District Activity for 2013:

The Granite State Business Park (GSBP) is located in the southeastern portion of Rochester adjacent to the Skyhaven Airport. A new bridge and extension of the new "Innovation Drive" is now in use, providing access to the northeast end of the Business Park, the new home of Safran Aerospace Composites.

Between January 1, 2013 and December 31, 2013 internal improvements continued within several buildings located in the Granite State Business Park:

NCS Global, previously known as Newport Computers, has moved into their new building at 32 Innovation Drive bringing with them approximately 30 employees. The new building was constructed to LEED standards, and as such will be the first of its kind in the city. LEED stands for Leadership in Energy and Environmental Design and was developed by the U.S. Green Building Council (USGBC) to set a benchmark for design, construction, and operation of high-performance green buildings. In addition

to the construction of the 30,000 square foot building, plumbing and mechanical work were completed in 2013 to prepare the building for use.

Improvements were made to the Albany building located at 112 Airport Drive including a new generator, interior electrical and mechanical work and fire suppression work. Heating and cooling, gas piping and fire protection work was completed on the new Safran building on Innovation Drive.

An Advisory Board has been appointed and their duties adopted by the Rochester City Council. The Board is scheduled to meet at the end of January, 2014 to review the Annual Report and make recommendations on next year's activity to the Mayor and City Council.

Goals for the Next Year:

Water system improvements are necessary for the future expansion and water security for investors in the park. A connecting or "looping" water system is needed from 216 Airport Drive, extending up Shaw Drive and connecting to the water system in Whitehall Road. This will be an FY15 CIP request and if undertaken as a TIF project, will require changes to the TIF Map and Financing Plan.

As businesses such as Albany Engineered Composites, Safran Aerospace Composites, Newport Computers and Phase 2 Medical grow within the Granite State Business Park, so will the need to accommodate the employees of the GSBP who already have a 24/7 presence. Albany and Phase 2 Medical is already working on 3 shifts and Safran will be adding a 3rd shift shortly.

The business park currently lacks street lights on Airport Drive and sidewalks from Rochester Hill Road (Route 108) into the park, creating an unsafe commute for those employed in the business park. The only bus stop available to those taking public transportation is located outside the GSBP on Route 108.

To best accommodate the growth of these businesses and to encourage new business in the GSBP, the following items will be priority goals for next year.

- Water Loop to Whitehall Road
- Street Lights installed on Airport Drive
- Sidewalks constructed from Route 108 into the park
- Construction of a sheltered bus stop inside the GSBP
- New signage for the entrance to the Business Park

Prepared By:
Elena Engle
Community and Development Coordinator
City of Rochester

TIF 162-K - Granite State Business Park
Financial Report as of Tax Year 2013

| Assessment Information: | |
|--|------------|
| Date of Adoption/Modification (mm/dd/yy) | 07/05/11 |
| A Original Assessed Value | 13,292,007 |
| B - Unretained Captured Assessed Value | - |
| C = Amounts Used on P2 (for tax rate purposes) | 13,409,069 |
| D + Retained captured assessed value | 4,723 |
| E = Current Assessed Value | 13,413,792 |

| Tax Rate Information: | |
|---------------------------------------|-------|
| 2013 Tax Rate per 1000 assessed value | 26.36 |

| Revenues | |
|---|---------------|
| Tax Increment District (Retained captured assessed value / 1000 * tax rate) | 124.50 |
| Investment Interest | - |
| Other | - |
| Total Revenues: | 124.50 |

| Expenditures | |
|---------------------------|----------|
| Long Term Dept Payments | - |
| Principal | - |
| Interest | - |
| Outside Services | - |
| Other | - |
| Total Expenditures | - |

| Long-Term Debt Payable | |
|-------------------------------------|----------|
| Principal | - |
| Interest | - |
| Total Long-Term Debt Payable | - |

| | |
|------------------------------------|---|
| Beginning of Period - Fund Balance | - |
|------------------------------------|---|

| | |
|--------------------------------|--------|
| Excess (Deficiency) of Revenue | 124.50 |
|--------------------------------|--------|

| | |
|------------------------------|--------|
| End of Period - Fund Balance | 124.50 |
|------------------------------|--------|

| | |
|--|---|
| Fund Balance Reserved for Debt Service | - |
|--|---|

| | |
|--|----------|
| Deficit to be Raised by Tax Increment District | (124.50) |
|--|----------|

CITY OF ROCHESTER, NH
Granite State Business Park
Tax Increment Finance District (RSA 162K)
2014 Report

Tax Increment Financing: Overview

Cutbacks in federal and state infrastructure aid over the last two decades have minimized the amount of financing available to municipalities for infrastructure, increasing the use of tax increment financing (TIF), an economic development tool that has been around since the 1950's. The creation of TIF districts are crucial to New England towns and cities that compete with the financial incentives offered in other regions of the United States.

The underlying concept of a TIF District is that an area with development potential that is blighted or otherwise in need of economic improvement, becomes designated by a municipality as a tax increment financing district. The improvements made to the infrastructure stimulate development or redevelopment, which in turn generates incremental tax revenues. These revenues are then directed to the infrastructure debt service incurred by the municipality for the improvements.

The taxable valuation of the district is tabulated at the time of its creation, referred to as the original taxable value (OTV) or simply "base." Tax revenues from the base value continue to go to the general fund tax base. As the TIF district matures and private sector development and redevelopment occurs due to improvements, the City retains the incremental tax revenues generated above the base. The annual "tax increment" is used to pay the public expenditures on improvements in the district. The duration of a TIF district is typically limited by the time required to amortize bonded debt and the recovery of other municipal costs incurred in creating the TIF district and provide public infrastructure.

Public infrastructure investments typically include water supply, sewer expansion and repair, storm water drainage, street and sidewalk construction, street lighting, park improvements, and parking structures. These improvements are intended to make the area more attractive for development and reduce infrastructure costs to private developers.

Granite State Business Park TIF District- (RSA 162K)

District Activity for 2014:

The Granite State Business Park (GSBP) is located in the southeastern portion of Rochester adjacent to the Skyhaven Airport. Extensive improvements have been made to three buildings in FY14, those are as follows:

The Frisbee Foundation building located at 88 Airport Drive added an addition to the building which also prompted permits to be pulled for additional fire protection, plumbing, electrical and the addition of generator power. Total investments for improvements were estimated at \$346,100.

The Albany International building located at 112 Airport Drive applied for interior renovation permits as well which required extensive electrical work. Total investments for improvements were estimated at \$280,000.

Rand Whitney located at 216 Airport Drive completed some major renovations and an addition to their building in which additional fire protection and electrical work were required. Total investments for improvements were estimated at \$1,206,600.

Safran Aerospace Composites is located right outside RSA TIF 162-K in RSA TIF 205, and they completed extensive improvements at 85 Innovation Drive. These included interior renovation, plumbing, fire protection and the addition of a new heating system. Total investments for improvements were estimated at \$994,300. Additions and improvements do impact RSA TIF 162-k by adding numerous employees that use the bridge and park streets.

An Advisory Board has been appointed and their duties adopted by the Rochester City Council. The Board will meet to review the Annual Report to make recommendations on next year's activity to the Mayor and City Council.

Advisory Committee Endorsement:

Water system improvements needed for future expansion and water security for investors in the park include connecting or "looping" the water system from 216 Airport Drive, extending up Shaw Drive and connecting to the water system in Whitehall Road. This will be an FY16 CIP request and if undertaken as a TIF project, will require changes to the TIF Map and Financing Plan.

As businesses such as Albany Engineered Composites, Newport Computers and Phase 2 Medical grow within the Granite State Business Park, so will the need to accommodate the employees of the GSBP who already have a 24/7 presence. Albany and Phase 2 Medical are already working on 3 shifts. Safran Aerospace Composites has additional impacts on the traffic and safety of the park because their entrance to the site is through the main entrance of the park and they will also be adding additional employees and a 3rd shift.

The business park currently lacks street lights and sidewalks from Rochester Hill Road (Route 108), up Innovation Drive to the bridge, and along Airport Drive into the park. The only bus stop available to those taking public transportation is located outside the GSBP on Route 108, which is quite a distance from most of these buildings. Adding additional lighting, sidewalks and a bus stop will enhance both vehicular and foot traffic in the park.

To best accommodate the growth of these businesses and to encourage new business in the GSBP, the following projects will be priority for the next year.

- Water Loop to Whitehall Road
- Street Lights installed on Airport Drive
- Sidewalks constructed within the park
- Identification of a location and construction of a sheltered and well lit bus stop inside the GSBP

Land has been identified to create a Phase 3 to the Granite State Business Park. This is currently being pursued outside the confines for the TIF District Map or Financing Plan.

Prepared By:
Jennifer Marsh
Economic Development Specialist, City of Rochester

TIF 162-K - Granite State Business Park
Financial Report as of Tax Year 2014

| Assessment Information: | |
|--|------------|
| Date of Adoption/Modification (mm/dd/yy) | 07/05/11 |
| A Original Assessed Value | 13,292,007 |
| B - Unretained Captured Assessed Value | - |
| C = Amounts Used on P2 (for tax rate purposes) | 13,409,069 |
| D + Retained captured assessed value | 3,189,751 |
| E = Current Assessed Value | 16,598,820 |

| Tax Rate Information: | |
|---------------------------------------|-------|
| 2014 Tax Rate per 1000 assessed value | 27.47 |

| Revenues | |
|---|------------------|
| Tax Increment District (Retained captured assessed value / 1000 * tax rate) | 87,622.46 |
| Investment Interest | - |
| Other | - |
| Total Revenues: | 87,622.46 |

| Expenditures | |
|---------------------------|----------|
| Long Term Dept Payments | - |
| Principal | - |
| Interest | - |
| Outside Services | - |
| Other | - |
| Total Expenditures | - |

| Long-Term Debt Payable | |
|-------------------------------------|----------|
| Principal | - |
| Interest | - |
| Total Long-Term Debt Payable | - |

| | |
|------------------------------------|---------------|
| Beginning of Period - Fund Balance | 124.50 |
|------------------------------------|---------------|

| | |
|--------------------------------|------------------|
| Excess (Deficiency) of Revenue | 87,622.46 |
|--------------------------------|------------------|

| | |
|------------------------------|------------------|
| End of Period - Fund Balance | 87,746.96 |
|------------------------------|------------------|

| | |
|--|----------|
| Fund Balance Reserved for Debt Service | - |
|--|----------|

| | |
|--|--------------------|
| Deficit to be Raised by Tax Increment District | (87,746.96) |
|--|--------------------|

NEW HAMPSHIRE

Gov. Maggie Hassan



City of Rochester Economic Development

Karen Pollard,
CEcD, EDP
Deputy City Manager/
Director of
Community Development
31 Wakefield Street
Rochester, NH 03867
603-335-7522;
fax: 603-335-7597

karen.pollard@rochesternh.net
www.thinkrochester.biz

*Fantastic business locations are available in
Rochester, New Hampshire! Our vital and growing
city is a magnet for a talented and educated
workforce, and we are seeking expandable busi-
nesses. Call today for a confidential appointment.*



STATE CONTACTS

Capital Region Development Council
Stephen A. Heavener, CEcD, EDFP
Executive Director
91 North State Street
Suite 101,
P.O. Box 664
Concord, NH 03302
603-228-1872
sheavener@crdc-nh.com
www.crdc-nh.com

New Hampshire
Division of Economic Development
Cynthia Harrington
State Business Recruiter
172 Pembroke Road,
P.O. Box 1856
Concord, NH 03302
603-271-2591
cynthia.harrington@dred.state.nh.us
www.nheconomy.com

Pease Development Authority
David Mullen
Deputy Director
55 International Drive
Portsmouth, NH 03801
603-433-6088
d.mullen@peasedev.org
www.peasedev.org

UTILITIES

Public Service New Hampshire
Patrick McDermott, Economic &
Community Development Manager
P.O. Box 130, Manchester, NH 03105
603-634-2386
mcderpf@psnh.com
www.prospernh.com

REGIONAL CONTACTS

Monadnock Economic
Development Corporation (MEDC)
John G. Dugan, President
51 Railroad Street, Suite 101
Keene, NH 03431
603-352-4939
jdugan@monadnock-development.org
www.monadnock-development.org

New Hampshire Division of
Economic Development
Cynthia Harrington, State Bus. Recruiter
172 Pembroke Road. P.O. Box 1856
Concord, NH 03302
603-271-2591, ext. 114
cynthia.harrington@dred.nh.gov
www.nheconomy.com

Northern Community Investment Corp.
Cathy Furtek Conway, PE
VP, Economic Development
1 Middle Street
Lancaster, NH 03584
603-788-2700, ext. 2141
cconway@ncic.org
www.ncic.org

Southwest Region Planning Commission
Tim Murphy, Executive Director
37 Ashuelot Street
Keene, NH 03431
603-357-0557
tmurphy@swrpc.org
www.swrpc.org

Strafford Economic Development
Corporation of New Hampshire (SEDC)
Dennis H. McCann, Executive Director
100 Main Street, Suite 101
Dover, NH 03820
603-749-2211
dmccann@sedcnh.org
www.sedcnh.org

Tri-County Community Action Programs
Michael Coughlin, CEO
30 Exchange Street
Berlin, NH 03570
603-752-5003
admin@tccap.org
www.tccap.org

COUNTY CONTACTS

Belknap County Economic
Development Council
Carmen Lorentz, Executive Director
388 South Main Street
Laconia, NH 03246
603-524-3057
carmen@belknapedc.org
www.bcedc.org

Grafton County Economic Dev. Council
Mark Scarano, Executive Director
P.O. Box 178, Plymouth, NH 03264
603-536-2011, ext. 10
mscarano@grafftoncountyedc.org
www.grafftoncountyedc.org



New Hampshire FAST FACTS

- ◆ **Population (2013 Est.):** 1,323,459
- ◆ **Largest Cities (2013):** Manchester, 110,378; Nashua, 87,137; Concord, 42,419; Dover, 30,510; Rochester, 29,745
- ◆ **Targeted Industries:** Food Production, Software Development, Advanced Manufacturing, Biotech, Logistics, Financial Services
- ◆ **Key Incentives:** Industrial Revenue Bond Financing, ERZ Tax Credit, R&D Tax Credit, Customized Job Training Grants, On the Job Training, Community Development Block Grants
- ◆ **GDP (All Industry 2013):** \$67.9 billion*

*Bureau of Economic Analysis, U.S. Department of Commerce

Connecticut • Maine • Massachusetts • New Hampshire Rhode Island • Vermont

CONNECTICUT — BASIC BUSINESS TAXES

Corporate Income Tax: 7.5 percent of net income of corporations; 100 percent exemption on data-processing equipment; R&D carryforward tax credit; R&D tax credit exchange for cash

Sales and Use Tax: Retail sales or leases of tangible personal property and certain services are subject to sales and use taxes at a 6.35 percent rate with some exceptions

Property Tax: Rates vary among local jurisdictions and are based on actual value of real and personal property; in practice, property is assessed at 70 percent of value

MAINE — BASIC BUSINESS TAXES

Corporate Income Tax: 3.5 percent of net income applies to the first \$25,000; 7.93 percent applies to the next \$50,000; 8.33 percent applies to the following \$175,000; and 8.93 percent applies to Maine net income in excess of \$250,000

Corporate Filing Fees: \$145 minimum filing fee for domestic corporations; \$250 application fee for foreign corporations

Sales and Use Tax: 5.5 percent of the sales price on retail sales of tangible property and certain services (returns to 5 percent as of July 1, 2015)

Property Tax: Real and personal property is taxed locally at varying rates

facilities — anywhere from 300,000 to one million square feet and above for the purposes of being within a day's proximity of their consumer base."

Amazon.com has built fulfillment centers across the country, including two in New England: one in Nashua, New Hampshire, and the newest center in Windsor, Connecticut, which will employ 300 workers. In December 2013, Coast to Coast Fulfillment, a third-party logistics provider, completed a 29,000-square-foot expansion of its order-processing center in West Greenwich, Rhode Island. The company now has about 82,000 square feet of warehouse and office space. The center will handle the staging for all outbound shipments.

"With this additional space, we will have many more pick lines operating at the same time, processing hundreds of products destined for several different chain stores simultaneously," says Client Services Manager Randy Lundquist. "Also, now that we are an FDA-registered facility, we can process over-the-counter (OTC) drug and food supplement orders."

Meeting Workforce Needs

Despite all the positive news, one of the biggest challenges for companies emerging from the recession is finding enough qualified workers for their expanded production needs. This is especially true for advanced manufacturing. A complicating issue is out-migration — more people are leaving parts of New

THINK ROCHESTER

NEW HAMPSHIRE • ECONOMIC DEVELOPMENT

Your innovation is here



dynamic business climate
intellectual infrastructure
high college graduation rates



Community & Economic Development Division
(603) 335-7522
www.ThinkRochester.biz

Your Business Thrives Where Your Talent Lives: Rochester, NH

The Seacoast of New Hampshire is making big news with major wins in the competition for business and industry expansions. A hub for composite materials, aerospace and defense, biomanufacturing and advanced industry training facilities, the region has landed big names and jobs. The secret is not a secret at all, but concentrated attention and investment in creating a vibrant business environment where the talent you need wants to live. The Seacoast is ranked 1st in New England for most Favorable Business Tax Climate and Most Livable State. (NH Economic Review 2014)

Great site selection decisions are the ones that give you the competitive advantage, and that includes a careful analysis of your current and future talent and labor needs. Rochester is a progressive city in the North of Boston Metro area with room to grow the business and residential population. Rochester has leveraged the state's \$135 million investment in the Spaulding Turnpike with their own plans. The wise investments in municipal water and sewer, public facilities and improved transportation connection have allowed the business community to grow, as well as improve the city's bond rating in 2014 to "AA1" Moody's and "AA" Standard & Poor's. Potential for growth and development is a significant factor in improved bond ratings.

Downtown Business Districts

Downtown Business Districts are now exciting places for business to locate, putting employees and customers right in the heart of the city. Rochester's Downtown is a great example, with easy parking and walking to restaurants, banks and historic venues like the Rochester Opera House and Governor's



Inn. Match your business culture to a unique location with historic restoration, adaptive reuse, urban infill, or a creative mixed-use project. Contact local economic development professionals and downtown organizations for complete lists of available incentives. You may find resources like these:

- Small Business Loans – Businesses may apply for low interest loans up to \$50,000, to spur job creation and Downtown investments.
- Sign & Façade Grants – Grant funds toward exterior improvements or ADA compliance.
- Community Revitalization Tax Relief RSA 79e Credits – NH Property tax relief incentive for significant improvements to Downtown and Historic buildings.
- Energy Efficiency Loans – Direct loans to improve energy efficiency in NH workplaces. Flexible underwriting standards & loan terms, various sources incl. credit unions.
- Federal Historic District Tax Credits – This program preserves historic buildings. <http://www.nps.gov/tps/tax-incentives/taxdocs/tax-incentives-2013statistical.pdf>
- NH Economic Revitalization Zones (ERZ) – This is a tax credit against the business profits and enterprise taxes in NH. Rochester's Downtown is a designated NH ERZ.
- R&D Tax Credits – This is a credit against business taxes paid to state taxes.

ECONOMIC SCOREBOARD NEW HAMPSHIRE

- 1st MOST LIVEABLE STATE (CQ Press)
- 1st BUSINESS TAX CLIMATE (Tax Foundation)
- 1st STANDARD OF LIVING (U.S. Census)
- 1st BEST BROADBAND CONNECTIVITY (OECD)
- 2nd SAFEST STATE (CQ Press)
- 3rd HEALTH RANKING (United Health Found.)
- 3rd CHILD & FAMILY WELL BEING (Casey Found)
- 3rd PER CAPITA INCOME (U.S. Census)
- 4th COLLEGE EDUCATED POP (U.S. Census)

Downtown Living

Living in Downtown is another powerful trend that businesses need to be part of. New Hampshire Downtowns were built to put employees and customers at your business' front door! Whether your talent pool is young and hip or mature and downsizing, or some of each, you will find your future employees living in urban centers with art, music, theater, restaurants and a vibrant community life.

Your business can be a welcome part of the Downtown scene, and easily commutable by walking, biking, or public transit bus, not only by car!

Choose our Downtown to become Your Downtown! Visit the available listings and incentives at www.ThinkRochester.biz or call 603-335-7522.

Karen Pollard is a Certified Economic Developer and Economic Development Manager for Rochester, NH. 🏡

Advanced manufacturers can range from large operations with hundreds of employees to much smaller operations that employ a handful of highly skilled people.

no longer be considered an advanced manufacturer.

This definition based on NAICS codes was created for the purpose of analyzing data and observing trends. States and regions should consider the characteristics of manufacturers in their area to determine how advanced manufacturing should be defined and tracked. Communities will need to tailor this definition to their economy, eliminating some NAICS codes and adding others.

Employment, Occupations, and Earnings based on 2014 data:

All data in this section sourced from Economic Modeling Specialists, Inc. (EMSI), Complete Employment, 2014.³

Based on the data in the tables below, it is clear why advanced manufacturing has been top of mind for economic developers and policy makers across the country. The wages are high, the sector proved to be more resilient than manufacturing as whole through the recession, and

the growth prospects are strong. The advanced manufacturing sector is expected to grow five times faster than the manufacturing industry as a whole over the next ten years.

The manufacturing industry generally provides higher than average wages to its employees. The wages of advanced manufacturing employees, however, are even higher, with average wages in advanced manufacturing 13% higher than wages in the manufacturing industry as a



THINK ROCHESTER
NEW HAMPSHIRE

NH Advanced Manufacturing Prime Lots Available

5 - 50 Flex Acres
Highway Access
City Water & Sewer
Natural Gas



- Dedicated Advanced Manufacturing Training Center
- Skilled & Educated Workforce
- 7th in US for Business Tax Climate
- 1st in US for Quality of Life



www.ThinkRochester.biz

Commuting Patterns of the Rochester, NH Area

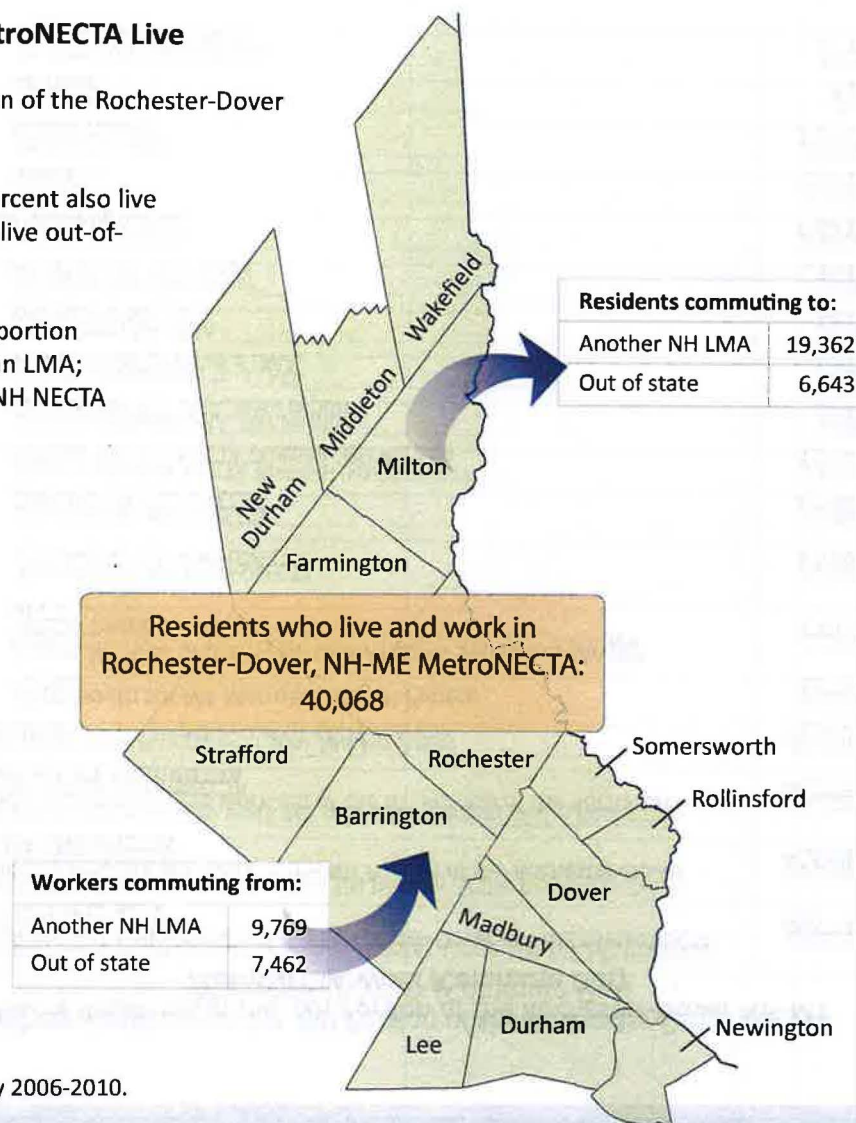
There were 40,068 residents of the NH portion of the Rochester-Dover NH-ME MetroNECTA, age 16 and over, who both live and work within the area.

Where Workers of the NH portion of the Rochester-Dover NH-ME MetroNECTA Live

- On average, 57,299 commuters, age 16 and over, travel to work in the NH portion of the Rochester-Dover NH-ME MetroNECTA.
- Among those commuting to work in the NH portion of the MetroNECTA: 69.9 percent also live in the area; 17.1 percent live in another New Hampshire LMA; and 13.0 percent live out-of-state.
- Of those commuting in from elsewhere in New Hampshire: 2,669 live in the NH portion of the Portsmouth NH-ME MetroNECTA; 2,004 live in the areas not attached to an LMA; and 1,707 live in the NH portion of the Haverhill-North Andover-Amesbury MA-NH NECTA Division (Exeter NH Area).

Where Residents of the NH portion of the Rochester-Dover NH-ME MetroNECTA Work

- On average, 66,073 residents of the NH portion of the Rochester-Dover NH-ME MetroNECTA, age 16 and over, travel to work.
- Among residents of the NH portion of the MetroNECTA who commute to work: 60.6 percent also live in the area; 29.3 percent work in another New Hampshire LMA; and 10.1 percent work out-of-state.
- Of residents commuting outside of the NH portion of the MetroNECTA for work: 9,516 work in the NH portion of the Portsmouth NH-ME MetroNECTA; 3,101 work in the NH portion of the Haverhill-North Andover-Amesbury MA-NH NECTA Division (Exeter NH Area); and 1,510 work in the Manchester NH MetroNECTA.



Note: Numbers reflect an average of the results from the 5-year American Community Survey 2006-2010.

Source: American Community Survey 2006-2010, US Census Bureau

Commuting Patterns of the Rochester, NH Area

Where Workers in the NH Portion of the Rochester-Dover NH-ME MetroNECTA Live (Commute In)

| | |
|---|--------|
| Commuters traveling to work in the NH Portion of the Rochester-Dover NH-ME MetroNECTA | 57,299 |
| Commuters who live and work in the NH Portion of the Rochester-Dover NH-ME MetroNECTA | 40,068 |
| NH Portion of the Rochester-Dover NH-ME MetroNECTA, workers commuting from residences outside the labor market area | 17,231 |
| In other New Hampshire Labor Market Areas | 9,769 |
| Portsmouth NH-ME MetroNECTA, NH Portion | 2,669 |
| Towns Unassigned to a LMA | 2,004 |
| Exeter NH Area of the Haverhill-N Andover-Amesbury MA-NH NECTA Division | 1,707 |
| Wolfeboro NH LMA | 791 |
| Concord NH MicroNECTA | 732 |
| Nashua NH-MA NECTA Division, NH Portion | 580 |
| Manchester NH MetroNECTA | 476 |
| Conway NH-ME LMA, NH Portion | 202 |
| All other NH LMA areas | 608 |
| Surrounding States | 7,462 |
| Maine | 6,481 |
| Massachusetts | 821 |
| Vermont | 27 |
| In other US States/areas | 133 |

Where Residents in the NH Portion of the Rochester-Dover NH-ME MetroNECTA Work (Commute Out)

| | |
|---|--------|
| Residents in the NH Portion of the Rochester-Dover NH-ME MetroNECTA commuting to work | 66,073 |
| Residents who live and work in the NH Portion of the Rochester-Dover NH-ME MetroNECTA | 40,068 |
| Residents commuting to work out of the NH Portion of the Rochester-Dover NH-ME MetroNECTA | 26,005 |
| To other New Hampshire Labor Market Areas | 19,362 |
| Portsmouth NH-ME MetroNECTA, NH Portion | 9,516 |
| Exeter NH Area of the Haverhill-N Andover-Amesbury MA-NH NECTA Division | 3,101 |
| Manchester NH MetroNECTA | 1,510 |
| Concord NH MicroNECTA | 1,186 |
| Nashua NH-MA NECTA Division, NH Portion | 1,024 |
| Conway NH-ME LMA, NH Portion | 649 |
| Towns Unassigned to a LMA | 639 |
| Wolfeboro NH LMA | 543 |
| All other NH LMA areas | 1,194 |
| Surrounding States | 6,643 |
| Maine | 3,751 |
| Massachusetts | 2,295 |
| Vermont | 84 |
| In other US States/areas | 513 |

Note: Numbers reflect an average of the results from the 5-year American Community Survey 2006-2010.

Source: American Community Survey 2006-2010, US Census Bureau



Blaine Cox
Deputy City Manager/
Director Finance & Administration

Rochester, New Hampshire
 31 Wakefield Street
 Rochester, NH 03867
 Tel. (603) 335-7609
 Fax (603) 335-7589
blaine.cox@rochesternh.net

To: Finance Committee
 From: Blaine Cox, Deputy City Manager
 Date: February 5, 2015
 Subject: Monthly Financial Report
 Copied To: City Manager Fitzpatrick

As of the end of January, we are approximately 58.3% through Fiscal Year 2015.

REVENUES

General Fund Year to Date Revenue Summary:

| DEPARTMENT | ORIGINAL ESTIM REV | ESTIM REV ADJ | REVISED ESTIM REV | ACTUAL YTD REVENUE | REMAINING REVENUE | % COLL |
|---------------------|-----------------------|------------------|----------------------|-----------------------|----------------------|---------------|
| ECON DEV | 0 | 0 | 0 | 150 | -150 | |
| CITY CLERK | 106,120 | 0 | 106,120 | 46,620 | 59,500 | 43.93% |
| ASSESSORS | 1,000 | 0 | 1,000 | 209 | 791 | 20.90% |
| INTEREST INCOME | 70,000 | 0 | 70,000 | 27,664 | 42,336 | 39.52% |
| BUSINESS OFFICE | 1,000 | 0 | 1,000 | | 1,000 | |
| TAX COLLECTOR | 27,746,617 | 454,940 | 28,201,557 | 26,707,516 | 1,494,041 | 94.70% |
| GENERAL OVERHEAD | 3,554,907 | 242,625 | 3,797,532 | 1,790,254 | 2,007,278 | 47.14% |
| ROOMS & MEALS | 1,324,698 | 116,468 | 1,441,166 | 1,441,166 | 0 | 100.00% |
| PUBLIC BLDGS | 0 | 0 | 0 | 7,564 | -7,564 | |
| PLANNING | 15,250 | 0 | 15,250 | 18,126 | -2,876 | 118.86% |
| LEGAL OFFICE | 50,000 | 0 | 50,000 | 29,167 | 20,833 | 58.33% |
| POLICE | 352,950 | 0 | 352,950 | 185,289 | 167,661 | 52.50% |
| FIRE LOCAL | 12,350 | 0 | 12,350 | 8,127 | 4,223 | 65.80% |
| FIRE STATE | 15,584 | 0 | 15,584 | 353 | 15,231 | 2.27% |
| FIRE FEDERAL | 0 | 0 | 0 | 674 | -674 | |
| DISPATCH | 62,044 | 0 | 62,044 | 31,419 | 30,625 | 50.64% |
| BLDG,ZONING&LICENSE | 293,575 | 0 | 293,575 | 250,401 | 43,174 | 85.29% |
| PUBLIC WORKS | 31,500 | 0 | 31,500 | 15,969 | 15,531 | 50.70% |
| STATE HIGHWAY SUB | 523,112 | 7,818 | 530,930 | 318,558 | 212,372 | 60.00% |
| WELFARE | 9,000 | 0 | 9,000 | 3,802 | 5,198 | 42.24% |
| RECREATION | 140,000 | 1,000 | 141,000 | 108,836 | 32,164 | 77.19% |
| LIBRARY | 12,200 | 1,000 | 13,200 | 8,507 | 4,693 | 64.45% |
| GENERAL FUND | 34,321,907 | 823,851 | 35,145,758 | 31,000,371 | 4,145,387 | 88.21% |

Note: If the Property Tax Revenue is removed from Tax Collector Revenue to show only non-property tax revenue, the City General Fund Revenue percentage is at 62.9%.

Enterprise Funds Year to Date Revenue Summary:

| FUND | ORIGINAL ESTIM REV | ESTIM REV ADJ | REVISED ESTIM REV | ACTUAL YTD REVENUE | REMAINING REVENUE | % COLL |
|-------|-----------------------|------------------|----------------------|-----------------------|----------------------|--------|
| WATER | 5,188,845 | 0 | 5,188,845 | 1,555,323 | 3,633,522 | 29.97% |
| SEWER | 6,970,229 | 0 | 6,970,229 | 2,012,839 | 4,957,390 | 28.88% |
| ARENA | 538,624 | 0 | 538,624 | 254,738 | 283,886 | 47.29% |

EXPENDITURES

General Fund Year to Date Expenditure Summary:

| DEPARTMENT | ORIGINAL APPROP | TRANFRS/ ADJSMTS | REVISED BUDGET | YTD EXPENDED | ENCUM | AVAILABLE BUDGET | % USED |
|---------------------|--------------------|---------------------|-------------------|-------------------|----------------|---------------------|---------------|
| COUNCIL/MANAGER | 263,790 | 1,327 | 265,117 | 160,740 | 6,894 | 97,482 | 63.23% |
| ECONOMIC DEV | 289,042 | 3,236 | 292,278 | 179,919 | 9,437 | 102,922 | 64.79% |
| MIS | 420,318 | 13,539 | 433,857 | 226,177 | 8,092 | 199,588 | 54.00% |
| CITY CLERK | 259,793 | 4,911 | 264,704 | 142,105 | 42,915 | 79,684 | 69.90% |
| ELECTIONS | 36,944 | 0 | 36,944 | 31,280 | 1,268 | 4,396 | 88.10% |
| ASSESSORS | 361,496 | 5,340 | 366,836 | 231,850 | 6,892 | 128,094 | 65.08% |
| BUSINESS OFFICE | 435,470 | 5,242 | 440,712 | 275,119 | 1,175 | 164,419 | 62.69% |
| HUMAN RESOURCES | 122,815 | 0 | 122,815 | 72,392 | 3,386 | 47,038 | 61.70% |
| TAX COLLECTOR | 329,326 | 4,084 | 333,410 | 186,192 | 1,851 | 145,366 | 56.40% |
| GENERAL OVERHEAD | 854,289 | -191,622 | 662,667 | 436,681 | 90,504 | 135,482 | 79.56% |
| PUBLIC BUILDINGS | 804,929 | 17,608 | 822,537 | 477,760 | 54,794 | 289,983 | 64.75% |
| PLANNING | 329,295 | 2,753 | 332,048 | 198,047 | 3,229 | 130,773 | 60.62% |
| LEGAL OFFICE | 298,351 | 0 | 298,351 | 108,117 | 49 | 190,185 | 36.25% |
| POLICE | 6,707,707 | 73,497 | 6,781,204 | 4,036,178 | 74,999 | 2,670,027 | 60.63% |
| FIRE | 4,211,325 | 9,170 | 4,220,495 | 2,443,973 | 68,609 | 1,707,913 | 59.53% |
| DISPATCH CENTER | 745,181 | 7,072 | 752,253 | 407,245 | 6,432 | 338,576 | 54.99% |
| BLDG,ZONING&LICENSE | 493,882 | 7,828 | 501,710 | 300,962 | 10,520 | 190,228 | 62.08% |
| AMBULANCE | 53,219 | 0 | 53,219 | 26,610 | 26,610 | 0 | 100.00% |
| PUBLIC WORKS | 2,690,115 | 10,061 | 2,700,176 | 1,480,244 | 392,213 | 827,719 | 69.35% |
| WELFARE | 439,720 | 4,326 | 444,046 | 216,999 | 1,723 | 225,324 | 49.26% |
| RECREATION | 687,981 | 7,339 | 695,320 | 454,282 | 15,482 | 225,557 | 67.56% |
| LIBRARY | 1,059,530 | 16,289 | 1,075,819 | 671,510 | 18,455 | 385,854 | 64.13% |
| COUNTY TAX | 5,939,341 | -46,495 | 5,892,846 | 5,892,846 | 0 | 0 | 100.00% |
| DEBT SERVICE | 4,803,496 | 0 | 4,803,496 | 3,044,692 | 0 | 1,758,804 | 63.38% |
| TAX ABATEMENTS | 92,256 | 187,040 | 279,296 | 25,027 | 0 | 254,269 | 8.96% |
| CIP TRANSFERS | 1,592,296 | 221,306 | 1,813,602 | 1,813,602 | 0 | 0 | 100.00% |
| GENERAL FUND | 34,321,907 | 363,851 | 34,685,758 | 23,540,547 | 845,528 | 10,299,683 | 70.31% |

Notes: If all encumbrances are removed, the YTD Expended for City and County General Fund Departments is at 67.9% of Revised Budget.

Enterprise Funds Year to Date Expenditure Summary:

| FUND | ORIGINAL APPROP | TRANFRS/ ADJSMTS | REVISED BUDGET | YTD EXPENDED | ENCUM | AVAILABLE BUDGET | % USED |
|--------------|----------------------------|-----------------------------|---------------------------|-------------------------|--------------|-----------------------------|---------------|
| WATER | 5,188,845 | 0 | 5,188,845 | 2,227,578 | 120,541 | 2,840,726 | 45.25% |
| SEWER | 6,970,229 | 0 | 6,970,229 | 3,902,867 | 163,455 | 2,903,907 | 58.34% |
| ARENA | 538,624 | 0 | 538,624 | 300,728 | 14,206 | 223,690 | 58.47% |

Note: If encumbrances are removed, the YTD Expended is at 42.9%,56.0% and 55.8% respectively of Revised Budget.

**City and Enterprise Funds
Revenue Summary
For Period Ending
01/31/15**

YEAR-TO-DATE BUDGET REPORT

FOR 2015 07

| ACCOUNTS FOR: 1000 GENERAL FUND | ORIGINAL ESTIM REV | ESTIM REV ADJSTMTS | REVISED EST REV | ACTUAL YTD REVENUE | REMAINING REVENUE | PCT COLL |
|------------------------------------|-----------------------|-----------------------|--------------------|-----------------------|----------------------|-------------|
| 11011 ECONOMIC DEVELOPMENT REVENUE | 0 | 0 | 0 | 150.00 | -150.00 | 100.0% |
| 11031 CITY CLERK REVENUE | 106,120 | 0 | 106,120 | 46,619.86 | 59,500.14 | 43.9% |
| 11051 ASSESSORS REVENUES | 1,000 | 0 | 1,000 | 209.00 | 791.00 | 20.9% |
| 11061 BUSINESS OFFICE REVENUE | 70,000 | 0 | 70,000 | 27,664.45 | 42,335.55 | 39.5% |
| 11062 BUSINESS OFFICE REVENUE | 1,000 | 0 | 1,000 | .00 | 1,000.00 | .0% |
| 11071 TAX COLLECTOR REVENUE | 27,746,617 | 454,940 | 28,201,557 | 26,707,516.40 | 1,494,040.60 | 94.7% |
| 11081 GENERAL OVERHEAD REVENUE | 3,554,907 | 242,625 | 3,797,532 | 1,790,253.91 | 2,007,278.03 | 47.1% |
| 11082 GENERAL OVERHEAD REVENUE | 1,324,698 | 116,468 | 1,441,166 | 1,441,166.34 | -.34 | 100.0% |
| 11091 PUBLIC BLDGS REVENUE | 0 | 0 | 0 | 7,563.51 | -7,563.51 | 100.0% |
| 11101 PLANNING | 15,250 | 0 | 15,250 | 18,125.90 | -2,875.90 | 118.9% |
| 11201 REV LEGAL OFFICE | 50,000 | 0 | 50,000 | 29,166.62 | 20,833.38 | 58.3% |
| 12011 POLICE CITY REVENUE | 352,950 | 0 | 352,950 | 185,289.00 | 167,661.00 | 52.5% |
| 12021 FIRE CITY REVENUE | 12,350 | 0 | 12,350 | 8,126.61 | 4,223.39 | 65.8% |
| 12022 FIRE STATE REVENUE | 15,584 | 0 | 15,584 | 353.37 | 15,230.63 | 2.3% |
| 12023 FIRE FEDERAL REVENUE | 0 | 0 | 0 | 673.65 | -673.65 | 100.0% |
| 12031 DISPATCH CENTER | 62,044 | 0 | 62,044 | 31,418.86 | 30,625.14 | 50.6% |
| 12041 CODE ENFORCEMENT REVENUE | 293,575 | 0 | 293,575 | 250,400.59 | 43,174.41 | 85.3% |
| 13011 PUBLIC WORKS REVENUE | 31,500 | 0 | 31,500 | 15,969.37 | 15,530.63 | 50.7% |
| 13012 STATE HIGHWAY SUBSIDY | 523,112 | 7,818 | 530,930 | 318,558.22 | 212,371.78 | 60.0% |
| 14011 WELFARE REVENUE | 9,000 | 0 | 9,000 | 3,801.68 | 5,198.32 | 42.2% |
| 14021 RECREATION REVENUE | 140,000 | 1,000 | 141,000 | 108,836.25 | 32,163.75 | 77.2% |
| 14031 LIBRARY REVENUE | 12,200 | 1,000 | 13,200 | 8,506.92 | 4,693.08 | 64.4% |
| TOTAL GENERAL FUND | 34,321,907 | 823,851 | 35,145,758 | 31,000,370.51 | 4,145,387.43 | 88.2% |

YEAR-TO-DATE BUDGET REPORT

| FOR 2015 07 | | | | | | | |
|-----------------------|-----------------------------|-----------------------|-----------------------|--------------------|-----------------------|----------------------|-------------|
| ACCOUNTS FOR: 5001 | WATER ENTERPRISE FUND | ORIGINAL ESTIM REV | ESTIM REV ADJSTMTS | REVISED EST REV | ACTUAL YTD REVENUE | REMAINING REVENUE | PCT COLL |
| 510001 | WATER WORKS REVENUE | 5,188,845 | 0 | 5,188,845 | 1,555,322.58 | 3,633,522.42 | 30.0% |
| | TOTAL WATER ENTERPRISE FUND | 5,188,845 | 0 | 5,188,845 | 1,555,322.58 | 3,633,522.42 | 30.0% |

YEAR-TO-DATE BUDGET REPORT

| FOR 2015 07 | | | | | | | |
|-----------------------------|-----------------------|-----------------------|-----------------------|--------------------|-----------------------|----------------------|-------------|
| ACCOUNTS FOR: 5002 | SEWER ENTERPRISE FUND | ORIGINAL ESTIM REV | ESTIM REV ADJSTMTS | REVISED EST REV | ACTUAL YTD REVENUE | REMAINING REVENUE | PCT COLL |
| 520001 | SEWER WORKS REVENUE | 6,581,364 | 0 | 6,581,364 | 1,937,104.03 | 4,644,259.97 | 29.4% |
| 520002 | SEWER WORKS REVENUE | 388,865 | 0 | 388,865 | 75,735.00 | 313,130.00 | 19.5% |
| TOTAL SEWER ENTERPRISE FUND | | 6,970,229 | 0 | 6,970,229 | 2,012,839.03 | 4,957,389.97 | 28.9% |

YEAR-TO-DATE BUDGET REPORT

| FOR 2015 07 | | | | | | | |
|-----------------------|-----------------------------|-----------------------|-----------------------|--------------------|-----------------------|----------------------|-------------|
| ACCOUNTS FOR: 5003 | ARENA ENTERPRISE FUND | ORIGINAL ESTIM REV | ESTIM REV ADJSTMTS | REVISED EST REV | ACTUAL YTD REVENUE | REMAINING REVENUE | PCT COLL |
| 530001 | ARENA REVENUE | 538,624 | 0 | 538,624 | 254,737.52 | 283,886.48 | 47.3% |
| | TOTAL ARENA ENTERPRISE FUND | 538,624 | 0 | 538,624 | 254,737.52 | 283,886.48 | 47.3% |

YEAR-TO-DATE BUDGET REPORT

FOR 2015 07

| ACCOUNTS FOR: 1501 | CAPITAL PROJECTS GENERAL FUND | ORIGINAL ESTIM REV | ESTIM REV ADJSTMTS | REVISED EST REV | ACTUAL YTD REVENUE | REMAINING REVENUE | PCT COLL |
|-------------------------------------|-------------------------------|-----------------------|-----------------------|--------------------|-----------------------|----------------------|-------------|
| 150000 | CIP REVENUE BONDING | 65,742,347 | -3,315,752 | 62,426,594 | 26,921,142.97 | 35,505,451.32 | 43.1% |
| 150001 | CIP REVENUE CASH | 11,379,659 | 236,438 | 11,616,096 | 11,631,553.31 | -15,457.11 | 100.1% |
| 150002 | CIP REVENUE STATE | 3,693,831 | 299,733 | 3,993,564 | 3,621,908.14 | 371,655.42 | 90.7% |
| 150003 | CIP REVENUE FUND BAL/RET EAR | 3,379,245 | 450,276 | 3,829,520 | 3,809,894.05 | 19,626.44 | 99.5% |
| 150004 | CIP REVENUE DEDICATED REVENU | 2,783,779 | 10,019 | 2,793,798 | 2,962,630.23 | -168,832.73 | 106.0% |
| 150005 | CIP REVENUE GRANTS | 6,537,329 | 1,167,404 | 7,704,734 | 5,469,534.59 | 2,235,199.20 | 71.0% |
| TOTAL CAPITAL PROJECTS GENERAL FUND | | 93,516,189 | -1,151,883 | 92,364,306 | 54,416,663.29 | 37,947,642.54 | 58.9% |

YEAR-TO-DATE BUDGET REPORT

FOR 2015 07

| ACCOUNTS FOR: | ORIGINAL ESTIM REV | ESTIM REV ADJSTMTS | REVISED EST REV | ACTUAL YTD REVENUE | REMAINING REVENUE | PCT COLL |
|-------------------------------------|-----------------------|-----------------------|--------------------|-----------------------|----------------------|-------------|
| 5501 CAPITAL PROJECTS WATER FUND | | | | | | |
| 550101 CIP REVENUE CASH | 2,736,341 | -812,338 | 1,924,002 | 2,483,064.79 | -559,062.60 | 129.1% |
| 550102 CIP REVENUES STATE | 290,000 | 24,500 | 314,500 | 314,500.00 | .00 | 100.0% |
| 550103 CIP REVENUE FUND BAL/RET EAR | 171,903 | 0 | 171,903 | 171,903.00 | .00 | 100.0% |
| 550104 OTHER REVENUES | 30,000 | 0 | 30,000 | 30,000.00 | .00 | 100.0% |
| 550105 WATER CIP REVENUE GRANTS | 2,521,100 | 104,197 | 2,625,297 | 15,000.00 | 2,610,297.00 | .6% |
| TOTAL CAPITAL PROJECTS WATER FUND | 5,749,344 | -683,641 | 5,065,702 | 3,014,467.79 | 2,051,234.40 | 59.5% |

YEAR-TO-DATE BUDGET REPORT

FOR 2015 07

| ACCOUNTS FOR: | ORIGINAL | ESTIM REV | REVISED | ACTUAL YTD | REMAINING | PCT |
|-------------------------------------|-----------|-----------|-----------|--------------|--------------|--------|
| 5502 CAPITAL PROJECTS SEWER FUND | ESTIM REV | ADJSTMTS | EST REV | REVENUE | REVENUE | COLL |
| 550201 CIP REVENUE CASH | 3,683,283 | -518,693 | 3,164,591 | 3,511,132.18 | -346,541.45 | 111.0% |
| 550202 CIP REVENUE STATE | 390,000 | -390,000 | 0 | .00 | .00 | .0% |
| 550203 CIP REVENUE FUND BAL/RET EAR | 593,018 | 0 | 593,018 | 593,018.00 | .00 | 100.0% |
| 550205 CIP REVENUE FUND | 2,532,326 | 303,516 | 2,835,842 | 745,022.39 | 2,090,819.61 | 26.3% |
| TOTAL CAPITAL PROJECTS SEWER FUND | 7,198,627 | -605,176 | 6,593,451 | 4,849,172.57 | 1,744,278.16 | 73.5% |

YEAR-TO-DATE BUDGET REPORT

| FOR 2015 07 | | | | | | | |
|-----------------------------------|-----------------------------|-----------|-----------|---------|------------|-----------|--------|
| ACCOUNTS FOR: | | ORIGINAL | ESTIM REV | REVISED | ACTUAL YTD | REMAINING | PCT |
| 5503 | CAPITAL PROJECTS ARENA FUND | ESTIM REV | ADJSTMTS | EST REV | REVENUE | REVENUE | COLL |
| 550301 | CIP REVENUE CASH | 35,000 | -12,046 | 22,954 | 22,954.00 | .00 | 100.0% |
| 550305 | CIP REVENUE FUND | 64,356 | 0 | 64,356 | 64,356.00 | .00 | 100.0% |
| TOTAL CAPITAL PROJECTS ARENA FUND | | 99,356 | -12,046 | 87,310 | 87,310.00 | .00 | 100.0% |

**City and Enterprise Funds
Expense Summary
For Period Ending
01/31/15**

YEAR-TO-DATE BUDGET REPORT

FOR 2015 07

| ACCOUNTS 1000 | FOR: GENERAL FUND | ORIGINAL APPROP | TRANFRS/ ADJSTMTS | REVISED BUDGET | YTD EXPENDED | ENCUMBRANCES | AVAILABLE BUDGET | PCT USED |
|------------------|----------------------------|--------------------|----------------------|-------------------|--------------|--------------|---------------------|-------------|
| 11000051 | CITY MANAGER | 263,790 | 1,327 | 265,117 | 160,740.08 | 6,894.38 | 97,482.41 | 63.2% |
| 11012351 | ECONOMIC DEVELOPMENT | 289,042 | 3,236 | 292,278 | 179,918.81 | 9,437.40 | 102,921.79 | 64.8% |
| 11020050 | MUNICIPAL INFORMATION SYST | 420,318 | 13,539 | 433,857 | 226,177.15 | 8,092.13 | 199,587.72 | 54.0% |
| 11030051 | CITY CLERK | 259,793 | 4,911 | 264,704 | 142,105.34 | 42,915.11 | 79,683.55 | 69.9% |
| 11040050 | ELECTIONS | 36,944 | 0 | 36,944 | 31,279.92 | 1,267.63 | 4,396.45 | 88.1% |
| 11050070 | ASSESSORS | 361,496 | 5,340 | 366,836 | 231,850.08 | 6,891.50 | 128,094.42 | 65.1% |
| 11060051 | BUSINESS OFFICE | 435,470 | 5,242 | 440,712 | 275,118.55 | 1,174.69 | 164,418.76 | 62.7% |
| 11063151 | HUMAN RESOURCES | 122,815 | 0 | 122,815 | 72,391.59 | 3,385.54 | 47,037.87 | 61.7% |
| 11070070 | TAX COLLECTOR | 329,326 | 4,084 | 333,410 | 186,192.41 | 1,851.11 | 145,366.48 | 56.4% |
| 11080050 | GENERAL OVERHEAD | 854,289 | -191,622 | 662,667 | 436,681.19 | 90,503.67 | 135,482.27 | 79.6% |
| 11090050 | PB CITY WIDE 50 | 544,915 | 663 | 545,578 | 307,056.31 | 20,212.84 | 218,308.85 | 60.0% |
| 11090051 | PB CITY HALL 51 | 79,794 | 5,400 | 85,194 | 49,548.09 | 9,975.03 | 25,670.88 | 69.9% |
| 11090052 | PB OPERA HOUSE 52 | 30,372 | 0 | 30,372 | 20,775.92 | 1,643.77 | 7,952.31 | 73.8% |
| 11090054 | PB CENTRAL FIRE 54 | 13,232 | 0 | 13,232 | 7,097.36 | 3,061.36 | 3,073.28 | 76.8% |
| 11090055 | PB GONIC FIRE 55 | 29,556 | -300 | 29,256 | 21,355.20 | 4,557.23 | 3,343.57 | 88.6% |
| 11090056 | PB LIBRARY 56 | 15,012 | 2,500 | 17,512 | 12,211.49 | 2,277.10 | 3,023.41 | 82.7% |
| 11090057 | PB DPW GARAGE 57 | 10,843 | 725 | 11,568 | 8,319.35 | 2,938.65 | 310.00 | 97.3% |
| 11090059 | PB FIRE STATION 59 | 725 | 0 | 725 | 139.89 | 310.00 | 275.11 | 62.1% |
| 11090061 | PB HISTORICAL MUSEUM 61 | 1,900 | -300 | 1,600 | 950.00 | 650.00 | .00 | 100.0% |
| 11090063 | PB HANSON POOL 63 | 5,005 | 0 | 5,005 | 1,558.95 | 91.80 | 3,354.25 | 33.0% |
| 11090064 | PB GONIC POOL 64 | 2,880 | 0 | 2,880 | 838.16 | 4.27 | 2,037.57 | 29.3% |
| 11090065 | PB EAST ROCHESTER POOL 65 | 2,825 | -175 | 2,650 | 812.37 | .00 | 1,837.63 | 30.7% |
| 11090068 | PB GROUNDS 68 | 9,490 | -200 | 9,290 | 7,680.48 | 480.67 | 1,128.85 | 87.8% |
| 11090069 | PB DOWNTOWN 69 | 16,500 | 0 | 16,500 | 6,222.89 | 1,279.00 | 8,998.11 | 45.5% |
| 11090070 | PB REVENUE BUILDING 70 | 20,319 | 0 | 20,319 | 10,902.65 | 1,857.38 | 7,558.97 | 62.8% |
| 11090071 | PB PLAYGROUNDS 71 | 2,500 | -500 | 2,000 | .00 | .00 | 2,000.00 | .0% |
| 11090075 | PB NEW POLICE STATION | 19,061 | 9,795 | 28,856 | 22,291.05 | 5,454.58 | 1,110.37 | 96.2% |
| 11102051 | PLANNING | 329,295 | 2,753 | 332,048 | 198,046.79 | 3,228.65 | 130,772.56 | 60.6% |
| 11200051 | LEGAL OFFICE | 298,351 | 0 | 298,351 | 108,117.05 | 48.75 | 190,185.20 | 36.3% |
| 12010053 | PD ADMINISTRATIVE SERVICES | 1,853,696 | 0 | 1,853,696 | 1,113,748.28 | 74,999.48 | 664,948.24 | 64.1% |
| 12012453 | PD PATROL SERVICES | 4,432,240 | 66,270 | 4,498,510 | 2,644,032.71 | .00 | 1,854,477.29 | 58.8% |
| 12012553 | PD SUPPORT SERVICES | 421,771 | 7,227 | 428,998 | 278,396.94 | .00 | 150,601.06 | 64.9% |
| 12020054 | FIRE DEPARTMENT | 4,151,808 | 9,170 | 4,160,978 | 2,429,243.09 | 67,595.40 | 1,664,139.51 | 60.0% |
| 12020055 | FIRE DEPT 55 GONIC SUBSTAT | 28,556 | 0 | 28,556 | 8,231.23 | .00 | 20,324.77 | 28.8% |
| 12020754 | CALL FIRE | 30,161 | 0 | 30,161 | 6,498.62 | 1,013.99 | 22,648.39 | 24.9% |
| 12022754 | FOREST FIRES | 800 | 0 | 800 | .00 | .00 | 800.00 | .0% |
| 12030153 | DISPATCH CENTER | 745,181 | 7,072 | 752,253 | 407,244.95 | 6,432.35 | 338,575.70 | 55.0% |
| 12040051 | CODE ENFORCEMENT | 493,882 | 7,828 | 501,710 | 300,962.42 | 10,519.96 | 190,227.62 | 62.1% |
| 12050050 | AMBULANCE | 53,219 | 0 | 53,219 | 26,609.50 | 26,609.50 | .00 | 100.0% |
| 13010057 | PUBLIC WORKS | 1,975,670 | 10,061 | 1,985,731 | 1,103,294.81 | 282,699.62 | 599,736.57 | 69.8% |
| 13010957 | WINTER MAINTENANCE | 461,445 | 0 | 461,445 | 244,131.89 | 109,493.98 | 107,819.13 | 76.6% |
| 13020050 | CITY LIGHTS | 253,000 | 0 | 253,000 | 132,816.90 | 19.57 | 120,163.53 | 52.5% |
| 14010051 | WELFARE | 439,720 | 4,326 | 444,046 | 216,998.66 | 1,723.21 | 225,324.13 | 49.3% |
| 14022072 | RECREATION ADMINISTRATION | 522,927 | 12,064 | 534,991 | 333,159.51 | 12,786.24 | 189,045.25 | 64.7% |

YEAR-TO-DATE BUDGET REPORT

FOR 2015 07

| ACCOUNTS FOR: 1000 GENERAL FUND | ORIGINAL APPROP | TRANFRS/ ADJSTMTS | REVISED BUDGET | YTD EXPENDED | ENCUMBRANCES | AVAILABLE BUDGET | PCT USED |
|-------------------------------------|--------------------|----------------------|-------------------|---------------|--------------|---------------------|-------------|
| 14022150 RECREATION PLAYGROUNDS/CAM | 88,112 | -2,025 | 86,087 | 72,084.97 | 1,679.96 | 12,322.07 | 85.7% |
| 14022250 RECREATION POOLS | 76,942 | -2,700 | 74,242 | 49,037.25 | 1,015.53 | 24,189.22 | 67.4% |
| 14030056 LIBRARY | 1,059,530 | 16,289 | 1,075,819 | 671,509.53 | 18,455.03 | 385,854.44 | 64.1% |
| 15000051 COUNTY TAX | 5,939,341 | -46,495 | 5,892,846 | 5,892,846.00 | .00 | .00 | 100.0% |
| 17010051 TRANSFERS/PAYMENTS DEBT SV | 4,803,496 | 0 | 4,803,496 | 3,044,691.58 | .00 | 1,758,804.42 | 63.4% |
| 17030050 OVERLAY | 92,256 | 187,040 | 279,296 | 25,027.31 | .00 | 254,268.69 | 9.0% |
| 17040051 TRANSFER TO CAPITAL PROJEC | 1,592,296 | 221,306 | 1,813,602 | 1,813,601.94 | .00 | .00 | 100.0% |
| TOTAL GENERAL FUND | 34,321,907 | 363,851 | 34,685,758 | 23,540,547.21 | 845,528.06 | 10,299,682.67 | 70.3% |

YEAR-TO-DATE BUDGET REPORT

FOR 2015 07

| ACCOUNTS FOR: 5001 | WATER ENTERPRISE FUND | ORIGINAL APPROP | TRANFRS/ ADJSTMTS | REVISED BUDGET | YTD EXPENDED | ENCUMBRANCES | AVAILABLE BUDGET | PCT USED |
|-----------------------------|-----------------------|--------------------|----------------------|-------------------|--------------|--------------|---------------------|-------------|
| 51601057 | WATER WORKS EXPENSE | 4,156,404 | -40 | 4,156,364 | 1,659,195.33 | 86,559.82 | 2,410,608.85 | 42.0% |
| 51601073 | WATER TREATMENT PLANT | 975,887 | 40 | 975,927 | 533,850.62 | 33,946.57 | 408,129.81 | 58.2% |
| 51601570 | WATER REVENUE OFFICE | 56,554 | 0 | 56,554 | 34,532.26 | 34.89 | 21,986.85 | 61.1% |
| TOTAL WATER ENTERPRISE FUND | | 5,188,845 | 0 | 5,188,845 | 2,227,578.21 | 120,541.28 | 2,840,725.51 | 45.3% |

YEAR-TO-DATE BUDGET REPORT

FOR 2015 07

| ACCOUNTS FOR: 5002 | SEWER ENTERPRISE FUND | ORIGINAL APPROP | TRANFRS/ ADJSTMTS | REVISED BUDGET | YTD EXPENDED | ENCUMBRANCES | AVAILABLE BUDGET | PCT USED |
|-----------------------------|-----------------------|--------------------|----------------------|-------------------|--------------|--------------|---------------------|-------------|
| 52602057 | SEWER WORKS EXPENSE | 3,938,548 | 0 | 3,938,548 | 3,097,269.87 | 35,118.63 | 806,159.50 | 79.5% |
| 52602074 | SEWER TREATMENT PLANT | 2,975,065 | 0 | 2,975,065 | 769,933.06 | 128,301.40 | 2,076,830.54 | 30.2% |
| 52602470 | SEWER REVENUE OFFICE | 56,616 | 0 | 56,616 | 35,663.71 | 34.89 | 20,917.40 | 63.1% |
| TOTAL SEWER ENTERPRISE FUND | | 6,970,229 | 0 | 6,970,229 | 3,902,866.64 | 163,454.92 | 2,903,907.44 | 58.3% |

YEAR-TO-DATE BUDGET REPORT

| FOR 2015 07 | | | | | | | | |
|---|--------------------|----------------------|-------------------|--------------|--------------|---------------------|-------------|--|
| ACCOUNTS FOR: 5003 ARENA ENTERPRISE FUND | ORIGINAL APPROP | TRANFRS/ ADJSTMTS | REVISED BUDGET | YTD EXPENDED | ENCUMBRANCES | AVAILABLE BUDGET | PCT USED | |
| 53603060 ARENA EXPENSE | 538,624 | 0 | 538,624 | 300,727.78 | 14,205.97 | 223,690.25 | 58.5% | |
| TOTAL ARENA ENTERPRISE FUND | 538,624 | 0 | 538,624 | 300,727.78 | 14,205.97 | 223,690.25 | 58.5% | |

YEAR-TO-DATE BUDGET REPORT

FOR 2015 07

| ACCOUNTS FOR: | ORIGINAL | TRANFRS/ | REVISED | | | AVAILABLE | PCT |
|-------------------------------------|------------|------------|------------|---------------|--------------|---------------|-------|
| 1501 CAPITAL PROJECTS GENERAL FUND | APPROP | ADJSTMTS | BUDGET | YTD EXPENDED | ENCUMBRANCES | BUDGET | USED |
| 15011010 CIP ECONOMIC DEVELOPMENT | 845,086 | -22,511 | 822,574 | 670,361.05 | 5,825.00 | 146,388.30 | 82.2% |
| 15011020 CIP MIS EXPENSE | 1,082,816 | -225,000 | 857,816 | 690,907.08 | 24,681.19 | 142,227.90 | 83.4% |
| 15011040 CIP ELECTIONS EXPENSE | 7,000 | 0 | 7,000 | .00 | .00 | 7,000.00 | .0% |
| 15011080 TRANSFER TO OTHER FUNDS | 1,338,274 | 0 | 1,338,274 | 1,267,550.21 | .00 | 70,723.88 | 94.7% |
| 15011081 LAND PURCHASES | 2,206,880 | -128,850 | 2,078,030 | 1,813,574.50 | .00 | 264,455.50 | 87.3% |
| 15011090 CIP PUBLIC BUILDINGS EXPEN | 5,498,360 | -315,500 | 5,182,860 | 2,073,134.59 | 45,858.17 | 3,063,867.52 | 40.9% |
| 15011100 CIP PLANNING EXPENSE | 40,000 | 0 | 40,000 | 15,397.73 | 708.25 | 23,894.02 | 40.3% |
| 15012010 CIP POLICE EXPENSE | 660,554 | 0 | 660,554 | 631,242.45 | 424.90 | 28,886.65 | 95.6% |
| 15012020 CIP FIRE EXPENSE | 916,400 | 7,158 | 923,558 | 609,977.56 | 286,062.06 | 27,518.38 | 97.0% |
| 15012040 CIP CODES EXPENSE | 170,000 | 0 | 170,000 | .00 | .00 | 170,000.00 | .0% |
| 15013010 CIP PUBLIC WORKS EXPENSE | 38,960,455 | -418,918 | 38,541,538 | 30,682,161.96 | 1,768,146.60 | 6,091,229.04 | 84.2% |
| 15014020 CIP RECREATION EXPENSE | 35,000 | 0 | 35,000 | 6,159.00 | 28,264.61 | 576.39 | 98.4% |
| 15014030 CIP LIBRARY EXPENSE | 150,180 | 0 | 150,180 | 25,169.65 | 89,954.60 | 35,055.75 | 76.7% |
| 15019000 CIP SCHOOL EXPENSE BOND | 37,303,144 | -580,161 | 36,722,983 | 25,790,163.93 | 7,172,051.39 | 3,760,768.06 | 89.8% |
| 15019001 CIP SCHOOL EXPENSE CASH | 3,074,503 | 191,165 | 3,265,668 | 2,743,746.37 | 327,796.12 | 194,125.51 | 94.1% |
| TOTAL CAPITAL PROJECTS GENERAL FUND | 92,288,653 | -1,492,617 | 90,796,036 | 67,019,546.08 | 9,749,772.89 | 14,026,716.90 | 84.6% |

YEAR-TO-DATE BUDGET REPORT

| FOR 2015 07 | | | | | | | | | |
|---------------|-----------------------------------|-----------------------------|-----------------|------------------|----------------|---------------|--------------|------------------|----------|
| ACCOUNTS FOR: | 5501 | CAPITAL PROJECTS WATER FUND | ORIGINAL APPROP | TRANFRS/ADJSTMTS | REVISED BUDGET | YTD EXPENDED | ENCUMBRANCES | AVAILABLE BUDGET | PCT USED |
| 55016010 | CIP WATER EXPENSE | | 35,133,309 | -7,188,364 | 27,944,944 | 22,365,690.43 | 2,643,411.70 | 2,935,842.30 | 89.5% |
| | TOTAL CAPITAL PROJECTS WATER FUND | | 35,133,309 | -7,188,364 | 27,944,944 | 22,365,690.43 | 2,643,411.70 | 2,935,842.30 | 89.5% |

YEAR-TO-DATE BUDGET REPORT

| FOR 2015 07 | | | | | | | | |
|-----------------------|-----------------------------------|--------------------|----------------------|-------------------|---------------|--------------|---------------------|-------------|
| ACCOUNTS FOR: 5502 | CAPITAL PROJECTS SEWER FUND | ORIGINAL APPROP | TRANFRS/ ADJSTMTS | REVISED BUDGET | YTD EXPENDED | ENCUMBRANCES | AVAILABLE BUDGET | PCT USED |
| 55026020 | CIP SEWER EXPENSE | 29,476,410 | -2,572,343 | 26,904,066 | 17,436,889.07 | 3,358,025.82 | 6,109,151.33 | 77.3% |
| | TOTAL CAPITAL PROJECTS SEWER FUND | 29,476,410 | -2,572,343 | 26,904,066 | 17,436,889.07 | 3,358,025.82 | 6,109,151.33 | 77.3% |

YEAR-TO-DATE BUDGET REPORT

| FOR 2015 07 | | | | | | | | |
|-----------------------------------|----------|----------|---------|--------------|--------------|-----------|-------|--|
| ACCOUNTS FOR: | ORIGINAL | TRANFRS/ | REVISED | YTD EXPENDED | ENCUMBRANCES | AVAILABLE | PCT | |
| 5503 CAPITAL PROJECTS ARENA FUND | APPROP | ADJSTMTS | BUDGET | | | BUDGET | USED | |
| 55036030 CIP ARENA EXPENSE | 910,000 | -73,703 | 836,297 | 762,073.43 | 12,134.32 | 62,089.35 | 92.6% | |
| TOTAL CAPITAL PROJECTS ARENA FUND | 910,000 | -73,703 | 836,297 | 762,073.43 | 12,134.32 | 62,089.35 | 92.6% | |

**Special Revenue Funds
Expense Summary
For Period Ending
01/31/15**

YEAR-TO-DATE BUDGET REPORT

| FOR 2015 07 | | | | | | | |
|-----------------------|------------------------------------|-----------------------|-----------------------|--------------------|-----------------------|----------------------|-------------|
| ACCOUNTS FOR: 6000 | COMMUNITY CENTER SP REV FUND | ORIGINAL ESTIM REV | ESTIM REV ADJSTMTS | REVISED EST REV | ACTUAL YTD REVENUE | REMAINING REVENUE | PCT COLL |
| 600001 | COMMUNITY CENTER REVENUE | 756,587 | 0 | 756,587 | 537,359.70 | 219,227.30 | 71.0% |
| | TOTAL COMMUNITY CENTER SP REV FUND | 756,587 | 0 | 756,587 | 537,359.70 | 219,227.30 | 71.0% |

YEAR-TO-DATE BUDGET REPORT

FOR 2015 07

| | ORIGINAL ESTIM REV | ESTIM REV ADJSTMTS | REVISED EST REV | ACTUAL YTD REVENUE | REMAINING REVENUE | PCT COLL |
|------------------------------------|-----------------------|-----------------------|--------------------|-----------------------|----------------------|-------------|
| 6017 CD JOB LOANS | 380,000 | 0 | 380,000 | 761,839.15 | -381,839.15 | 200.5% |
| 6041 WALLACE ST ROAD IMPROVEMENT | 10,000 | 0 | 10,000 | 10,000.00 | .00 | 100.0% |
| 6043 WESLEY MARTIN DONATION | 6,308 | 0 | 6,308 | 6,308.29 | .00 | 100.0% |
| 6057 FY09 CDBG FUND | 302,411 | 0 | 302,411 | 295,819.22 | 6,591.78 | 97.8% |
| 6064 FY10 CDBG FUND | 306,055 | 0 | 306,055 | 305,190.87 | 864.13 | 99.7% |
| 6071 POLICE SEIZED PROPERTY | 5,660 | 10 | 5,669 | 5,669.47 | .00 | 100.0% |
| 6082 FY11 CDBG FUND | 330,986 | 0 | 330,986 | 319,124.48 | 11,861.52 | 96.4% |
| 6084 FY10 ECONOMIC DEVELOPMENT | 30,000 | 0 | 30,000 | 30,000.00 | .00 | 100.0% |
| 6087 FY11 POLICE GRANTS | 381,644 | -4,071 | 377,573 | 377,381.42 | 191.35 | 99.9% |
| 6091 FY12 CDBG FUND | 276,362 | 0 | 276,362 | 273,855.25 | 2,506.75 | 99.1% |
| 6093 FY12 POLICE GRANTS | 52,215 | -6,683 | 45,532 | 45,531.90 | .00 | 100.0% |
| 6094 FY12 FIRE GRANTS | 204,002 | -52,318 | 151,684 | 148,918.55 | 2,765.35 | 98.2% |
| 6096 GSBP PUBLIC INFRASTRUCTURE | 5,000,000 | -586,219 | 4,413,781 | 5,000,000.00 | -586,218.66 | 113.3% |
| 6097 FY13 CDBG FUND | 225,961 | 0 | 225,961 | 216,737.63 | 9,223.37 | 95.9% |
| 6098 FY13 POLICE GRANTS | 77,262 | -16,269 | 60,993 | 60,993.26 | .00 | 100.0% |
| 6099 FY13 FIRE GRANTS | 108,558 | 0 | 108,558 | 108,558.00 | .00 | 100.0% |
| 6100 FY14 CDBG FUND | 224,505 | 0 | 224,505 | 167,737.57 | 56,767.43 | 74.7% |
| 6101 FY14 POLICE GRANTS | 36,507 | 0 | 36,507 | 28,544.84 | 7,961.96 | 78.2% |
| 6102 FY14 FIRE GRANTS | 2,500 | 0 | 2,500 | 2,500.00 | .00 | 100.0% |
| 6103 POLICE ASSET FORFEITURE FUND | 600 | 0 | 600 | 600.00 | .00 | 100.0% |
| 6104 FY15 CDBG FUND | 239,000 | 0 | 239,000 | .00 | 239,000.00 | .0% |
| 6105 ROCHESTER SAU TABLE TOP DRILL | 9,016 | -2,244 | 6,772 | 6,771.72 | .00 | 100.0% |
| 6106 DARE DONATION FUND | 457 | 0 | 457 | 457.47 | .00 | 100.0% |
| 6107 FY15 POLICE GRANTS | 31,585 | 0 | 31,585 | 1,687.72 | 29,896.82 | 5.3% |
| 6108 GRANITE RIDGE INFRASTRUCTURE | 5,000,000 | 0 | 5,000,000 | .00 | 5,000,000.00 | .0% |
| GRAND TOTAL | 13,241,594 | -667,795 | 12,573,799 | 8,174,226.81 | 4,399,572.65 | 65.0% |

** END OF REPORT - Generated by Mark Sullivan **

YEAR-TO-DATE BUDGET REPORT

FOR 2015 07

| | ORIGINAL ESTIM REV | ESTIM REV ADJSTMTS | REVISED EST REV | ACTUAL YTD REVENUE | REMAINING REVENUE | PCT COLL |
|--------------------------------|-----------------------|-----------------------|--------------------|-----------------------|----------------------|-------------|
| 7015 ICAC GRANTS | 5,000 | 0 | 5,000 | 241.90 | 4,758.10 | 4.8% |
| 7018 HUD OFFICER GRANT | 75,000 | 0 | 75,000 | 29,553.76 | 45,446.24 | 39.4% |
| 7023 ECONOMIC DEVELOPMENT FUND | 221,000 | 0 | 221,000 | 100,000.00 | 121,000.00 | 45.2% |
| GRAND TOTAL | 301,000 | 0 | 301,000 | 129,795.66 | 171,204.34 | 43.1% |

** END OF REPORT - Generated by Mark Sullivan **

**Special Revenue Funds
Expense Summary
For Period Ending
01/31/15**

YEAR-TO-DATE BUDGET REPORT

| FOR 2015 07 | | | | | | | | |
|-----------------------|------------------------------------|--------------------|----------------------|-------------------|--------------|--------------|---------------------|-------------|
| ACCOUNTS FOR: 6000 | COMMUNITY CENTER SP REV FUND | ORIGINAL APPROP | TRANFRS/ ADJSTMTS | REVISED BUDGET | YTD EXPENDED | ENCUMBRANCES | AVAILABLE BUDGET | PCT USED |
| 6070572 | COMMUNITY CENTER EXPENSE | 756,587 | 0 | 756,587 | 363,282.15 | 30,020.76 | 363,284.09 | 52.0% |
| | TOTAL COMMUNITY CENTER SP REV FUND | 756,587 | 0 | 756,587 | 363,282.15 | 30,020.76 | 363,284.09 | 52.0% |

YEAR-TO-DATE BUDGET REPORT

FOR 2015 07

| | ORIGINAL APPROP | TRANFRS/ ADJSTMTS | REVISED BUDGET | YTD EXPENDED | ENCUMBRANCES | AVAILABLE BUDGET | PCT USED |
|------------------------------------|--------------------|----------------------|-------------------|--------------|--------------|---------------------|-------------|
| 6017 CD JOB LOANS | 735,277 | 14,987 | 750,264 | 742,983.64 | .00 | 7,280.03 | 99.0% |
| 6041 WALLACE ST ROAD IMPROVEMENT | 10,000 | 0 | 10,000 | .00 | .00 | 10,000.00 | .0% |
| 6043 WESLEY MARTIN DONATION | 6,308 | 0 | 6,308 | 6,176.77 | .00 | 131.52 | 97.9% |
| 6057 FY09 CDBG FUND | 405,978 | -103,567 | 302,411 | 295,819.22 | .00 | 6,591.78 | 97.8% |
| 6064 FY10 CDBG FUND | 346,055 | -40,000 | 306,055 | 305,190.87 | .00 | 864.13 | 99.7% |
| 6071 POLICE SEIZED PROPERTY | 5,660 | 10 | 5,669 | 5,669.47 | .00 | .00 | 100.0% |
| 6082 FY11 CDBG FUND | 333,600 | -2,614 | 330,986 | 320,186.93 | 4,644.38 | 6,154.69 | 98.1% |
| 6084 FY10 ECONOMIC DEVELOPMENT | 30,000 | 0 | 30,000 | 23,398.20 | .00 | 6,601.80 | 78.0% |
| 6087 FY11 POLICE GRANTS | 381,644 | -4,071 | 377,573 | 377,381.42 | .00 | 191.35 | 99.9% |
| 6091 FY12 CDBG FUND | 276,362 | 0 | 276,362 | 273,855.25 | .00 | 2,506.75 | 99.1% |
| 6093 FY12 POLICE GRANTS | 52,215 | -6,683 | 45,532 | 45,531.90 | .00 | .00 | 100.0% |
| 6094 FY12 FIRE GRANTS | 204,002 | -52,318 | 151,684 | 148,918.55 | 2,765.35 | .00 | 100.0% |
| 6096 GSBP PUBLIC INFRASTRUCTURE | 5,000,000 | -586,219 | 4,413,781 | 4,413,781.34 | .00 | .00 | 100.0% |
| 6097 FY13 CDBG FUND | 225,961 | 0 | 225,961 | 216,737.63 | .00 | 9,223.37 | 95.9% |
| 6098 FY13 POLICE GRANTS | 77,262 | -16,269 | 60,993 | 58,754.67 | .00 | 2,238.59 | 96.3% |
| 6099 FY13 FIRE GRANTS | 108,558 | 0 | 108,558 | 108,558.00 | .00 | .00 | 100.0% |
| 6100 FY14 CDBG FUND | 224,505 | 0 | 224,505 | 192,363.57 | .00 | 32,141.43 | 85.7% |
| 6101 FY14 POLICE GRANTS | 36,507 | 0 | 36,507 | 32,476.34 | 1,557.00 | 2,473.46 | 93.2% |
| 6102 FY14 FIRE GRANTS | 2,500 | 0 | 2,500 | 2,500.00 | .00 | .00 | 100.0% |
| 6103 POLICE ASSET FORFEITURE FUND | 600 | 0 | 600 | 600.00 | .00 | .00 | 100.0% |
| 6104 FY15 CDBG FUND | 239,000 | 0 | 239,000 | 39,948.03 | 82,672.14 | 116,379.83 | 51.3% |
| 6105 ROCHESTER SAU TABLE TOP DRILL | 9,016 | -2,244 | 6,772 | 6,771.72 | .00 | .00 | 100.0% |
| 6106 DARE DONATION FUND | 457 | 0 | 457 | .00 | .00 | 457.47 | .0% |
| 6107 FY15 POLICE GRANTS | 31,585 | 0 | 31,585 | 3,749.06 | 18,125.88 | 9,709.60 | 69.3% |
| 6108 GRANITE RIDGE INFRASTRUCTURE | 5,000,000 | 0 | 5,000,000 | 81,769.39 | 356,574.61 | 4,561,656.00 | 8.8% |
| GRAND TOTAL | 13,743,052 | -798,989 | 12,944,063 | 7,703,121.97 | 466,339.36 | 4,774,601.80 | 63.1% |

** END OF REPORT - Generated by Mark Sullivan **


YEAR-TO-DATE BUDGET REPORT

FOR 2015 07

| | ORIGINAL APPROP | TRANFRS/ ADJSTMTS | REVISED BUDGET | YTD EXPENDED | ENCUMBRANCES | AVAILABLE BUDGET | PCT USED |
|--------------------------------|--------------------|----------------------|-------------------|--------------|--------------|---------------------|-------------|
| 7015 ICAC GRANTS | 5,000 | 0 | 5,000 | 840.29 | .00 | 4,159.71 | 16.8% |
| 7018 HUD OFFICER GRANT | 75,000 | 0 | 75,000 | 34,468.93 | 455.17 | 40,075.90 | 46.6% |
| 7023 ECONOMIC DEVELOPMENT FUND | 221,000 | 0 | 221,000 | 88,234.81 | 23,773.57 | 108,991.62 | 50.7% |
| GRAND TOTAL | 301,000 | 0 | 301,000 | 123,544.03 | 24,228.74 | 153,227.23 | 49.1% |

** END OF REPORT - Generated by Mark Sullivan **

| AUTHORIZED BUDGET TRANSFERS | | | | | | |
|-------------------------------|----------------------------|-------------------------------|------------------------------------|----------------------------|---------------|-------------------------------|
| MONTH ENDING JANUARY 31, 2015 | | | | | | |
| | DEPARTMENT | FROM ACCOUNT | TO ACCOUNT | DEPARTMENT | AMOUNT | PURPOSE |
| 1. | Water Works Expense | State Permits & Fees | Prop Tax to Other Comm | Water Treatment Plant | \$ 40.00 | Barrington Property Taxes |
| 2. | PD Administrative Services | Other Equipment | Other Operational Supplies | PD Administrative Services | \$ 1,000.00 | AED Electrodes |
| 3. | PD Administrative Services | Labor Negotiations | Legal | PD Administrative Services | \$ 13,040.00 | Legal Invoices |
| 4. | Recreation Administration | Other Equipment | Other Professional Services | Recreation Administration | \$ 3,000.00 | Basketball Referee |
| 5. | PB City Wide 50 | Other Equipment | Janitorial Supplies | PB City Wide 50 | \$ 100.00 | Janitorial Supplies |
| 6. | PB City Wide 50 | Admin Equipment | Janitorial Supplies | PB City Wide 50 | \$ 450.00 | Janitorial Supplies |
| 7. | PB City Wide 50 | Communications | Janitorial Supplies | PB City Wide 50 | \$ 750.00 | Janitorial Supplies |
| 8. | PB City Wide 50 | Water & Sewerage | Janitorial Supplies | PB City Wide 50 | \$ 1,043.59 | Janitorial Supplies |
| 9. | PB City Wide 50 | Travel | Janitorial Supplies | PB City Wide 50 | \$ 100.00 | Janitorial Supplies |
| 10. | PB City Wide 50 | Printing and Binding | Janitorial Supplies | PB City Wide 50 | \$ 56.41 | Janitorial Supplies |
| 11. | Code Enforcement | Admin Equipment | Advertising | Code Enforcement | \$ 500.00 | Zoning Cases - Advertising |
| 12. | General Overhead | Contingency | Advertising | City Clerk | \$ 2,000.00 | Public Hearing Notices |
| 13. | General Overhead | Contingency | Tuition | General Overhead | \$ 500.00 | Tuition |
| 14. | Community Center Expense | Water & Sewerage | Janitorial Supplies | Community Center Expense | \$ 750.00 | Comm Ctr Janitorial Supplies |
| 15. | Community Center Expense | Communication | Janitorial Supplies | Community Center Expense | \$ 500.00 | Comm Ctr Janitorial Supplies |
| 16. | Community Center Expense | Other Equipment | Janitorial Supplies | Community Center Expense | \$ 950.00 | Comm Ctr Janitorial Supplies |
| 17. | Water Works Expense | Other Equipment | Admin Equipment | Water Works Expense | \$ 400.00 | Billing Office Desk |
| 18. | Sewer Works Expense | Other Equipment | Admin Equipment | Sewer Works Expense | \$ 400.00 | Billing Office Desk |
| 19. | Assessor's | Admin Equipment | Dues and Fees | Assessors | \$ 156.00 | Dues and Fees |
| 20. | General Overhead | Contingency | Various Salary Lines(See attached) | Various | \$ 164,020.00 | FY15 CBA Settlements |
| 21. | Community Center Expense | Contingency | Building Maintenance Services | Community Center Expense | \$ 8,800.00 | HVAC HHS & Crosspoint Church |
| 22. | Arena Expense | Zamboni Parts | Other Equipment | Arena Expense | \$ 1,410.58 | Security Cameras |
| 23. | Recreation Pools | Building Maintenance Supplies | Other Professional Services | Recreation Administration | \$ 900.00 | Referees |
| 24. | Recreation Pools | General Supplies | Other Professional Services | Recreation Administration | \$ 550.00 | Referees |
| 25. | Recreation Pools | Travel | Other Professional Services | Recreation Administration | \$ 150.00 | Referees |
| 26. | Recreation Playgrounds | Travel | Other Professional Services | Recreation Administration | \$ 525.00 | Referees |
| 27. | Recreation Playgrounds | General Supplies | Other Professional Services | Recreation Administration | \$ 200.00 | Referees |
| 28. | Arena Expense | Contingency | Contracted Services | Arena Expense | \$ 2,500.00 | Snow Removal - Roof |
| 29. | Sewer Works Expense | Other Equipment | Vehicle Supplies | Sewer Works Expense | \$ 750.00 | Emg Vehicle Repairs #41 & #42 |



This page has
been
intentionally left
blank.





Rochester Fire Department
City of Rochester
37 Wakefield Street – Rochester, NH 03867

Norman Sanborn Jr.
Chief of Department

Tel (603) 335-7545
Fax (603) 332-9711

February 9, 2015

TO: City Manager Dan Fitzpatrick
Mayor T.J. Jean & City Council Members

**MONTHLY REPORT
JANUARY 2015**

On behalf of the Fire Department, I am pleased to provide you with the following report. It serves as a summary of the activities, projects and programs underway within the department.

DEPARTMENT INFORMATION:

During the month of January the Department responded to 253 calls for service. Of those calls this month, 5 calls were for minor fires including chimney fires, vehicle fires and boiler malfunctions.

In addition the crews responded to 120 calls for vehicle accidents, and medical calls. We also responded to 3 calls for mutual aid assistance. The remaining calls included everything from alarm activations, good intent calls, and public service calls, as well as a multitude of various other type calls.

Call volume is up just slightly with 7 additional runs this month over last, or about 2.8%. In January of 2014 there were 244 calls which indicate a 3.7% increase this January over the same period last year.

ADMINISTRATIVE STAFF:

I attended the monthly cost containment meeting.

I met with call force Captain Adam Hughes to discuss new hires that he was recommending. We also discussed firefighting gear and helmets for the call force.

FIRE PREVENTION:

Welcome to Winter! The recent heavy snow fall can present several safety issues. Remember to shovel out all vents for heaters, keep the secondary exit clear of snow, and use all generators safely. Also, don't forget that snow can present quite a weight load on your roof. Be safe!

DUTY SHIFT:

There were 15 training sessions for the fulltime firefighters. All firefighters fulltime and call received specialized training in the new Self Contained Breathing Apparatus.

EMERGENCY MANAGEMENT:

I attended a regional emergency shelter meeting which was held at Goodwin Healthcare in Somersworth.

Staff met with Julia Chase and Mark Mudge from NH Emergency Management to discuss critical infrastructure protection program.

Staff met with Julia Chase from NH Emergency Management to discuss radio issues.

Sincerely,

Norman G. Sanborn, Jr.
Fire Chief

2/12/15

02/05/2015 08:53 | CITY OF ROCHESTER
cindi | OPERATING BUDGET FY14

P 1
glytdbud

FOR 2015 07

| | ORIGINAL APPROP | REVISED BUDGET | YTD EXPENDED | MTD EXPENDED | ENCUMBRANCES | AVAILABLE BUDGET | PCT USED |
|------------------------------------|--------------------|-------------------|--------------|--------------|--------------|---------------------|-------------|
| ----- | | | | | | | |
| 1000 GENERAL FUND | | | | | | | |
| ----- | | | | | | | |
| 12021 FIRE CITY REVENUE | | | | | | | |
| ----- | | | | | | | |
| 12021 402111 OUTSIDE SERVICES REVE | -10,000 | -10,000 | -4,261.72 | .00 | .00 | -5,738.28 | 42.6%* |
| 12021 402157 00505 TANK REMOVAL | -25 | -25 | .00 | .00 | .00 | -25.00 | .0%* |
| 12021 402157 00506 BLASTING | -25 | -25 | -150.00 | .00 | .00 | 125.00 | 600.0% |
| 12021 402157 00507 INCIDENT REPORT | -25 | -25 | -30.00 | .00 | .00 | 5.00 | 120.0% |
| 12021 402157 00508 F M REPORT | -25 | -25 | .00 | .00 | .00 | -25.00 | .0%* |
| 12021 402157 00509 PHOTOGRAPHS | -25 | -25 | .00 | .00 | .00 | -25.00 | .0%* |
| 12021 402157 00510 CD PHOTOS | -25 | -25 | .00 | .00 | .00 | -25.00 | .0%* |
| 12021 402157 00511 FIRE ALARM PLAN | -500 | -500 | -402.00 | -50.00 | .00 | -98.00 | 80.4% |
| 12021 402157 00512 SPRINKLER PLAN | -1,000 | -1,000 | -2,143.00 | -52.00 | .00 | 1,143.00 | 214.3% |
| 12021 402157 00513 COMM HFS/CA | -100 | -100 | -372.00 | -72.00 | .00 | 272.00 | 372.0% |
| 12021 402157 00514 RE-INSPECTION | -50 | -50 | -100.00 | .00 | .00 | 50.00 | 200.0% |
| 12021 402157 00515 FINE | -50 | -50 | .00 | .00 | .00 | -50.00 | .0%* |
| 12021 406201 MISCELLANEOUS REVENUE | 0 | 0 | -667.89 | .00 | .00 | 667.89 | 100.0% |
| 12021 406205 FIRE DONATIONS | -500 | -500 | .00 | .00 | .00 | -500.00 | .0%* |
| TOTAL FIRE CITY REVENUE | -12,350 | -12,350 | -8,126.61 | -174.00 | .00 | -4,223.39 | 65.8% |
| TOTAL GENERAL FUND | -12,350 | -12,350 | -8,126.61 | -174.00 | .00 | -4,223.39 | 65.8% |
| TOTAL REVENUES | -12,350 | -12,350 | -8,126.61 | -174.00 | .00 | -4,223.39 | |
| GRAND TOTAL | -12,350 | -12,350 | -8,126.61 | -174.00 | .00 | -4,223.39 | 65.8% |

** END OF REPORT - Generated by Cindi Potts **

FIRE DEPARTMENT CALLS

| | December-14 | | January-15 | |
|----------------------|-------------|------------|------------|------------|
| | Occurences | Percentage | Occurences | Percentage |
| Fire/Explosion | 2 | 0.8% | 5 | 2.0% |
| Overpressure Rupture | 0 | 0.0% | 0 | 0.0% |
| Rescue Call | 136 | 55.3% | 118 | 46.6% |
| Hazardous Condition | 27 | 11.0% | 20 | 7.9% |
| Service Call | 31 | 12.6% | 40 | 15.8% |
| Good Intent Call | 24 | 9.8% | 35 | 13.8% |
| False Call | 25 | 10.2% | 35 | 13.8% |
| Undetermined | 1 | 0.4% | 0 | 0.0% |
| TOTAL | 246 | 100.0% | 253 | 100.0% |

Rochester Fire Department
Incident Status

2/12/15

| Incident | Incident Date | Alarm Time | Incident Type |
|--|---|------------|--|
| 15-4-IN 1st Action: Location: | 01/01/2015 Provide manpower [REDACTED] | 0414 | Medical assist, assist EMS crew |
| 15-5-IN 1st Action: Location: | 01/01/2015 Investigate 68 SUMMER ST [RP] | 1042 | CO detector activation due to malfunction |
| 15-7-IN 1st Action: Location: | 01/01/2015 Forcible entry 48 HANSONVILLE RD | 1314 | Assist police or other governmental agency |
| 15-8-IN 1st Action: Location: | 01/01/2015 Investigate 131 FARMINGTON RD MEINEKE CAR CARE CENTER | 1138 | Motor vehicle accident with injuries |
| 15-9-IN 1st Action: Location: | 01/01/2015 Investigate 20 COLUMBUS AVE LINS COTT COURT APARTMENTS | 1320 | Smoke detector activation due to malfunction |
| 15-15-IN 1st Action: Location: | 01/01/2015 Cancelled en route 6 NORTH FUCHSIA DR [EMS CAUTION] | 1917 | Dispatched & canceled en route |
| 15-34-IN 1st Action: Location: | 01/01/2015 Investigate [REDACTED] | 0407 | Medical assist, assist EMS crew |
| 15-10-IN 1st Action: Location: | 01/02/2015 Provide manpower [REDACTED] | 0556 | Medical assist, assist EMS crew |
| 15-11-IN 1st Action: Location: | 01/02/2015 Investigate 11 WHITEHALL RD FRISBIE MEMORIAL HOSPITAL | 0758 | Alarm system activation, no fire - unintentional |
| 15-12-IN 1st Action: Location: | 01/02/2015 Investigate 1 NORTH MAIN ST CITIZENS BANK | 1245 | Good intent call, other |
| 15-13-IN 1st Action: Location: | 01/02/2015 Investigate TEN ROD RD IN FRONT OF EQUINE CLINIC | 1251 | Motor vehicle accident with injuries |
| 15-14-IN 1st Action: Location: | 01/02/2015 Investigate 118 HIGHLAND ST @ 394 SALMON FALLS RD | 2005 | Motor vehicle accident with no injuries. |
| 15-16-IN 1st Action: Location: | 01/02/2015 Investigate 130 WASHINGTON ST SHELL STATION | 0922 | Service Call, other |
| 15-17-IN 1st Action: Location: | 01/02/2015 Investigate 691 COLUMBUS AVE JIFFY LUBE, INC | 1538 | Motor vehicle accident with no injuries. |

Rochester Fire Department
Incident Status

2/12/15

| Incident | Incident Date | Alarm Time | Incident Type |
|--|---------------|------------|--|
| 15-18-IN 1st Action: Location: | 01/03/2015 | 0050 | Medical assist, assist EMS crew Assistance, other [REDACTED] |
| 15-20-IN 1st Action: Location: | 01/03/2015 | 1044 | Medical assist, assist EMS crew Provide manpower [REDACTED] |
| 15-21-IN 1st Action: Location: | 01/03/2015 | 1441 | Good intent call, other Investigate 4 DORA DR [RP] |
| 15-22-IN 1st Action: Location: | 01/03/2015 | 1113 | EMS call, party transported by non-fire agency Provide manpower [REDACTED] |
| 15-57-IN 1st Action: Location: | 01/03/2015 | 0628 | Good intent call, other Investigate FARMINGTON RD BY COCHECO ESTATES |
| 15-23-IN 1st Action: Location: | 01/04/2015 | 0759 | Smoke scare, odor of smoke Investigate 306 NORTH MAIN ST PLANET FITNESS |
| 15-24-IN 1st Action: Location: | 01/04/2015 | 1451 | EMS call, excluding vehicle accident with injury Provide basic life support (BLS) [REDACTED] |
| 15-25-IN 1st Action: Location: | 01/04/2015 | 1015 | Motor vehicle accident with no injuries. Investigate WHITEHOUSE RD AREA OF 46 |
| 15-26-IN 1st Action: Location: | 01/04/2015 | 1145 | Motor vehicle accident with no injuries. Investigate LOWELL ST @ 6 PEASLEE RD |
| 15-27-IN 1st Action: Location: | 01/04/2015 | 1901 | Medical assist, assist EMS crew Provide manpower [REDACTED] |
| 15-28-IN 1st Action: Location: | 01/04/2015 | 2135 | Medical assist, assist EMS crew Investigate [REDACTED] |
| 15-29-IN 1st Action: Location: | 01/04/2015 | 2333 | Motor vehicle accident with no injuries. Investigate 576 PORTLAND ST @ 151 FRANKLIN ST |
| 15-48-IN 1st Action: Location: | 01/04/2015 | 0056 | Medical assist, assist EMS crew Provide first aid & check for injuries [REDACTED] |
| 15-31-IN 1st Action: Location: | 01/05/2015 | 0000 | Medical assist, assist EMS crew Standby [REDACTED] |

Rochester Fire Department
Incident Status

2/12/15

| Incident | Incident Date | Alarm Time | Incident Type |
|--|---------------|------------|---|
| 15-32-IN 1st Action: Location: | 01/05/2015 | 0026 | Medical assist, assist EMS crew Provide manpower [REDACTED] |
| 15-33-IN 1st Action: Location: | 01/05/2015 | 0053 | Passenger vehicle fire Extinguishment by fire service personnel 65 FRANKLIN ST |
| 15-36-IN 1st Action: Location: | 01/05/2015 | 1309 | Police matter Investigate 2 SWEETBRIAR LN |
| 15-37-IN 1st Action: Location: | 01/05/2015 | 1356 | Service Call, other Investigate 24 LOIS ST |
| 15-38-IN 1st Action: Location: | 01/05/2015 | 1041 | Power line down Investigate 147 MILTON RD |
| 15-39-IN 1st Action: Location: | 01/05/2015 | 1014 | Medical assist, assist EMS crew Provide manpower [REDACTED] |
| 15-40-IN 1st Action: Location: | 01/05/2015 | 1520 | Vehicle accident, general cleanup Investigate MILTON RD IN FRONT OF HANNAFORD'S |
| 15-41-IN 1st Action: Location: | 01/05/2015 | 1817 | Medical assist, assist EMS crew Investigate [REDACTED] |
| 15-45-IN 1st Action: Location: | 01/06/2015 | 0909 | Detector activation, no fire - unintentional Investigate 5 ECHO BROOK RD |
| 15-47-IN 1st Action: Location: | 01/06/2015 | 1004 | Power line down Investigate COLBY ST |
| 15-49-IN 1st Action: Location: | 01/06/2015 | 0740 | Chimney or flue fire, confined to chimney or flue Extinguishment by fire service personnel 42 CHESTNUT ST |
| 15-50-IN 1st Action: Location: | 01/06/2015 | 0822 | Service Call, other Shut down system 60 WAKEFIELD ST BEN FRANKLIN CRAFTS |
| 15-51-IN 1st Action: Location: | 01/06/2015 | 0924 | Medical assist, assist EMS crew Provide first aid & check for injuries [REDACTED] |
| 15-52-IN 1st Action: Location: | 01/06/2015 | 1702 | Medical assist, assist EMS crew Investigate [REDACTED] |

Rochester Fire Department
Incident Status

2/12/15

| Incident | Incident Date | Alarm Time | Incident Type |
|--|---|------------|--|
| 15-53-IN 1st Action: Location: | 01/06/2015 | 2317 | Lock-out |
| | Forcible entry 11 WHITEHALL RD FRISBIE MEMORIAL HOSPITAL | | |
| 15-56-IN 1st Action: Location: | 01/07/2015 | 0050 | Lock-in (if lock out , use 511) |
| | Forcible entry 6 FLORENCE DR | | |
| 15-58-IN 1st Action: Location: | 01/07/2015 | 0821 | Motor vehicle accident with injuries |
| | Investigate 2 GLORIA ST @ 4 ROY ST | | |
| 15-59-IN 1st Action: Location: | 01/07/2015 | 0954 | Dispatched & canceled en route |
| | Cancelled en route 51 AUTUMN ST | | |
| 15-60-IN 1st Action: Location: | 01/07/2015 | 1029 | Good intent call, other |
| | Investigate NORTH MAIN ST AREA OF HANNAFORD | | |
| 15-61-IN 1st Action: Location: | 01/07/2015 | 1243 | Water or steam leak |
| | Investigate 14 FRANKLIN HGTS | | |
| 15-62-IN 1st Action: Location: | 01/07/2015 | 1352 | Medical assist, assist EMS crew |
| | Assistance, other [REDACTED] | | |
| 15-63-IN 1st Action: Location: | 01/07/2015 | 1407 | Medical assist, assist EMS crew |
| | Assistance, other [REDACTED] | | |
| 15-64-IN 1st Action: Location: | 01/07/2015 | 1432 | Lock-out |
| | Assistance, other 773 PORTLAND ST EAST ROCHESTER SCHOOL | | |
| 15-65-IN 1st Action: Location: | 01/07/2015 | 2052 | Medical assist, assist EMS crew |
| | Provide manpower [REDACTED] | | |
| 15-66-IN 1st Action: Location: | 01/07/2015 | 2141 | Smoke detector activation due to malfunction |
| | Investigate 18 NORTH FUCHSIA DR | | |
| 15-67-IN 1st Action: Location: | 01/07/2015 | 2208 | Dispatched & canceled en route |
| | Cancelled en route MAIN FARMINGTON FD | | |
| 15-68-IN 1st Action: Location: | 01/08/2015 | 0459 | Dispatched & canceled en route |
| | Cancelled en route 11 PROSPECT HILL RD | | |
| 15-69-IN 1st Action: Location: | 01/08/2015 | 0824 | Alarm system sounded due to malfunction |
| | Investigate 22 TOWNSEND LN | | |

Rochester Fire Department
Incident Status

2/12/15

| Incident | Incident Date | Alarm Time | Incident Type |
|--|--|------------|--|
| 15-70-IN 1st Action: Location: | 01/08/2015 Investigate [REDACTED] | 1030 | Medical assist, assist EMS crew |
| 15-71-IN 1st Action: Location: | 01/08/2015 Investigate 51 WHITEHALL RD | 1217 | Alarm system sounded due to malfunction |
| 15-72-IN 1st Action: Location: | 01/08/2015 Investigate 95 FARMINGTON RD SHELL (FARMINGTON ROAD) | 1730 | Water or steam leak |
| 15-73-IN 1st Action: Location: | 01/08/2015 Investigate 2 PLEASANT ST [RP] | 1949 | Electrical wiring/equipment problem, other |
| 15-74-IN 1st Action: Location: | 01/08/2015 Cancelled en route SPAULDING TPKE NB MILE MARKER 16.2 | 0730 | Dispatched & canceled en route |
| 15-75-IN 1st Action: Location: | 01/08/2015 Provide manpower 60 BREEZY WAY OFF OF DEER RIDGE | 1718 | Cover assignment, standby, moveup |
| 15-76-IN 1st Action: Location: | 01/08/2015 Investigate 141 EASTERN AVE | 1812 | Motor vehicle accident with no injuries. |
| 15-77-IN 1st Action: Location: | 01/08/2015 Provide manpower [REDACTED] | 1823 | Medical assist, assist EMS crew |
| 15-78-IN 1st Action: Location: | 01/08/2015 Cancelled en route 15 PICKERING RD [RP] | 2107 | Dispatched & canceled en route |
| 15-79-IN 1st Action: Location: | 01/09/2015 Cancelled en route 424 COLUMBUS AVE @ 90 SOUTH MAIN ST CUMBERLAND FARMS | 0104 | Dispatched & canceled en route |
| 15-81-IN 1st Action: Location: | 01/09/2015 Investigate 11 WHITEHALL RD FRISBIE MEMORIAL HOSPITAL | 0847 | Alarm system activation, no fire - unintentional |
| 15-82-IN 1st Action: Location: | 01/09/2015 Assistance, other 15 PICKERING RD [RP] | 1006 | Lock-out |
| 15-83-IN 1st Action: Location: | 01/09/2015 Investigate 100 OLD DOVER RD @ 1 JUNIPER ST | 1106 | Motor vehicle accident with no injuries. |
| 15-94-IN 1st Action: Location: | 01/09/2015 Provide basic life support (BLS) [REDACTED] | 1638 | Medical assist, assist EMS crew |

Rochester Fire Department
Incident Status

2/12/15

| Incident | Incident Date | Alarm Time | Incident Type |
|---|---|------------|--|
| 15-95-IN 1st Action: Location: | 01/09/2015 Investigate 11 KING ST [RP] | 1655 | Good intent call, other |
| 15-99-IN 1st Action: Location: | 01/09/2015 Cancelled en route 53 LINDEN ST | 0830 | Dispatched & canceled en route |
| 15-100-IN 1st Action: Location: | 01/09/2015 Cancelled en route SPAULDING TPKE | 1141 | Dispatched & canceled en route |
| 15-101-IN 1st Action: Location: | 01/09/2015 Provide manpower 6 ATWOOD ST | 1222 | Public service assistance, other |
| 15-102-IN 1st Action: Location: | 01/09/2015 Investigate SOUTH MAIN ST BEFORE WHITEHALL RD | 1417 | Motor vehicle accident with no injuries. |
| 15-103-IN 1st Action: Location: | 01/09/2015 Investigate WAKEFIELD ST IN FRONT OF THE HIGH SCHOOL | 1426 | Motor vehicle accident with no injuries. |
| 15-126-IN 1st Action: Location: | 01/09/2015 Investigate [REDACTED] | 0121 | Medical assist, assist EMS crew |
| 15-127-IN 1st Action: Location: | 01/09/2015 Investigate 10 WELLSWEEP CIR | 0011 | Gas leak (natural gas or LPG) |
| 15-136-IN 1st Action: Location: | 01/09/2015 Investigate FARMINGTON RD NEAR TRACTOR SUPPLY | 1552 | Motor vehicle accident with no injuries. |
| 15-84-IN 1st Action: Location: | 01/10/2015 Assistance, other [REDACTED] | 0818 | Medical assist, assist EMS crew |
| 15-85-IN 1st Action: Location: | 01/10/2015 Investigate 22 CHARLES ST | 0944 | Power line down |
| 15-86-IN 1st Action: Location: | 01/10/2015 Investigate 20 MEADOW LN RINDFLEISCH, ROBERT | 1059 | Carbon monoxide incident |
| 15-87-IN 1st Action: Location: | 01/10/2015 Investigate 55 NADEAU DR SPAULDING COMPOSITES | 1249 | Sprinkler activation due to malfunction |
| 15-88-IN 1st Action: Location: | 01/10/2015 Assistance, other 51 CHARLES ST [RP] | 1450 | Motor vehicle accident with injuries |

Rochester Fire Department
Incident Status

2/12/15

| Incident | Incident Date | Alarm Time | Incident Type |
|---|---|------------|--|
| 15-89-IN 1st Action: Location: | 01/10/2015 Assistance, other [REDACTED] | 1850 | Medical assist, assist EMS crew |
| 15-90-IN 1st Action: Location: | 01/10/2015 Investigate 662 PORTLAND ST BAUSSMAN, LORRAINE | 1931 | Carbon monoxide incident |
| 15-91-IN 1st Action: Location: | 01/10/2015 Investigate 657 PORTLAND ST | 2016 | Good intent call, other |
| 15-93-IN 1st Action: Location: | 01/11/2015 Provide basic life support (BLS) [REDACTED] | 1314 | Medical assist, assist EMS crew |
| 15-96-IN 1st Action: Location: | 01/11/2015 Investigate 49 RIVER ST | 0911 | Good intent call, other |
| 15-97-IN 1st Action: Location: | 01/11/2015 Investigate 4 DORA DR [RP] | 1506 | Service Call, other |
| 15-98-IN 1st Action: Location: | 01/11/2015 Investigate 8 HEATON ST | 1614 | Alarm system sounded due to malfunction |
| 15-105-IN 1st Action: Location: | 01/12/2015 Investigate 15 SUGAR BROOK RD | 1008 | Alarm system activation, no fire - unintentional |
| 15-107-IN 1st Action: Location: | 01/12/2015 Investigate 47 BROCK ST ROCHESTER MIDDLE SCHOOL | 1039 | Alarm system sounded due to malfunction |
| 15-108-IN 1st Action: Location: | 01/12/2015 Investigate SPAULDING TURNPIKE CONN ON-RAMP FROM MILTON RD | 1245 | Motor vehicle accident with injuries |
| 15-109-IN 1st Action: Location: | 01/12/2015 Remove water 47 BROCK ST ROCHESTER MIDDLE SCHOOL | 0733 | Water evacuation |
| 15-110-IN 1st Action: Location: | 01/12/2015 Forcible entry [REDACTED] | 1004 | Medical assist, assist EMS crew |
| 15-111-IN 1st Action: Location: | 01/12/2015 Cancelled en route 5 LIGHTHOUSE LN | 1031 | Dispatched & canceled en route |
| 15-112-IN 1st Action: Location: | 01/12/2015 Investigate PICKERING RD | 1132 | Motor vehicle accident with injuries |

Rochester Fire Department
Incident Status

2/12/15

| Incident | Incident Date | Alarm Time | Incident Type |
|---|--|------------|--|
| 15-113-IN 1st Action: Location: | 01/12/2015 Investigate 44 LITTLE FALLS BRIDGE RD @ 14 SEASONS LN | 1447 | Motor vehicle accident with no injuries. |
| 15-114-IN 1st Action: Location: | 01/12/2015 Investigate 33 WASHINGTON ST | 1629 | Detector activation, no fire - unintentional |
| 15-115-IN 1st Action: Location: | 01/12/2015 Assistance, other [REDACTED] | 1918 | Medical assist, assist EMS crew |
| 15-116-IN 1st Action: Location: | 01/12/2015 Forcible entry 7 LADY SLIPPER CT | 2025 | Service Call, other |
| 15-117-IN 1st Action: Location: | 01/12/2015 Remove water 38 BRAMBER II COND | 2226 | Water evacuation |
| 15-134-IN 1st Action: Location: | 01/12/2015 Provide manpower [REDACTED] | 0105 | Medical assist, assist EMS crew |
| 15-118-IN 1st Action: Location: | 01/13/2015 Provide manpower FARMINGTON RD | 1500 | Motor vehicle accident with no injuries. |
| 15-119-IN 1st Action: Location: | 01/13/2015 Investigate CROSS RD AT CHESTNUT HILL ROAD | 1654 | Good intent call, other |
| 15-120-IN 1st Action: Location: | 01/13/2015 Investigate 46.5 CHESTNUT ST | 1623 | Service Call, other |
| 15-121-IN 1st Action: Location: | 01/13/2015 Investigate 7 AMAROSA DR NORTHEASTERN NONWOVENS INC | 1426 | Smoke scare, odor of smoke |
| 15-122-IN 1st Action: Location: | 01/13/2015 Investigate [REDACTED] | 1316 | Medical assist, assist EMS crew |
| 15-123-IN 1st Action: Location: | 01/13/2015 Investigate 198 MILTON RD SHELL GASOLINE STATION | 0855 | Motor vehicle accident with injuries |
| 15-124-IN 1st Action: Location: | 01/13/2015 Investigate 696 PORTLAND ST @ 500 SALMON FALLS RD | 1208 | Motor vehicle accident with injuries |
| 15-125-IN 1st Action: Location: | 01/13/2015 Investigate [REDACTED] | 1252 | Medical assist, assist EMS crew |

Rochester Fire Department
Incident Status

2/12/15

| Incident | Incident Date | Alarm Time | Incident Type |
|---|----------------------------------|------------|--|
| 15-128-IN 1st Action: Location: | 01/14/2015 | 0603 | Medical assist, assist EMS crew |
| | Provide manpower | | |
| | [REDACTED] | | |
| 15-129-IN 1st Action: Location: | 01/14/2015 | 0750 | Lock-out |
| | Assistance, other | | |
| | 24 JAY WAY | | |
| 15-130-IN 1st Action: Location: | 01/14/2015 | 0744 | Power line down |
| | Investigate | | |
| | FOCH ST | | |
| 15-131-IN 1st Action: Location: | 01/14/2015 | 0810 | Alarm system activation, no fire - unintentional |
| | Investigate | | |
| | 93 CHARLES ST DESIREE'S PLACE | | |
| 15-132-IN 1st Action: Location: | 01/14/2015 | 0833 | EMS call, party transported by non-fire agency |
| | Provide manpower | | |
| | [REDACTED] | | |
| 15-133-IN 1st Action: Location: | 01/14/2015 | 1403 | Lock-in (if lock out , use 511) |
| | Assistance, other | | |
| | 1 STILLWATER CIR JOAN ERHARD | | |
| 15-135-IN 1st Action: Location: | 01/14/2015 | 1755 | Medical assist, assist EMS crew |
| | Provide basic life support (BLS) | | |
| | [REDACTED] | | |
| 15-144-IN 1st Action: Location: | 01/14/2015 | 0552 | Medical assist, assist EMS crew |
| | Investigate | | |
| | [REDACTED] | | |
| 15-137-IN 1st Action: Location: | 01/15/2015 | 1124 | Alarm system activation, no fire - unintentional |
| | Investigate | | |
| | 93 CHARLES ST DESIREE'S PLACE | | |
| 15-138-IN 1st Action: Location: | 01/15/2015 | 1645 | Good intent call, other |
| | Investigate | | |
| | 52 HANSON ST | | |
| 15-139-IN 1st Action: Location: | 01/15/2015 | 1335 | CO detector activation due to malfunction |
| | Investigate | | |
| | 5 LAFAYETTE ST [RP] | | |
| 15-140-IN 1st Action: Location: | 01/15/2015 | 1951 | Alarm system activation, no fire - unintentional |
| | Investigate | | |
| | 10 RAILROAD AVE GONIC SCHOOL | | |
| 15-141-IN 1st Action: Location: | 01/15/2015 | 2321 | Medical assist, assist EMS crew |
| | Assistance, other | | |
| | [REDACTED] | | |
| 15-167-IN 1st Action: Location: | 01/15/2015 | 0048 | Medical assist, assist EMS crew |
| | Provide manpower | | |
| | [REDACTED] | | |

Rochester Fire Department
Incident Status

2/12/15

| Incident | Incident Date | Alarm Time | Incident Type |
|---|---|------------|--|
| 15-142-IN 1st Action: Location: | 01/16/2015 Provide manpower [REDACTED] | 0054 | Medical assist, assist EMS crew |
| 15-143-IN 1st Action: Location: | 01/16/2015 Assistance, other [REDACTED] | 0102 | Medical assist, assist EMS crew |
| 15-145-IN 1st Action: Location: | 01/16/2015 Investigate 65 SUMMER ST BLUE SKIES & RAINBOWS EARLY LEARNING CENTER | 1403 | Lock-out |
| 15-146-IN 1st Action: Location: | 01/16/2015 Investigate 43 HARDING ST | 1230 | Brush or brush-and-grass mixture fire |
| 15-147-IN 1st Action: Location: | 01/16/2015 Investigate [REDACTED] | 0844 | Medical assist, assist EMS crew |
| 15-148-IN 1st Action: Location: | 01/16/2015 Investigate [REDACTED] | 1916 | Medical assist, assist EMS crew |
| 15-149-IN 1st Action: Location: | 01/16/2015 Investigate 2 HIGHLAND ST CUMBERLAND FARMS STORE | 2105 | Assist police or other governmental agency |
| 15-150-IN 1st Action: Location: | 01/17/2015 Investigate 64 MILTON RD SOUTH BOUND , DUNKIN DONUTS | 1016 | Motor vehicle accident with no injuries. |
| 15-151-IN 1st Action: Location: | 01/17/2015 Standby MAIN FARMINGTON STATION | 1812 | Cover assignment, standby, moveup |
| 15-152-IN 1st Action: Location: | 01/17/2015 Provide manpower 112 WYANDOTTE FLS | 1415 | Assist invalid |
| 15-153-IN 1st Action: Location: | 01/17/2015 Provide basic life support (BLS) [REDACTED] | 1809 | EMS call, excluding vehicle accident with injury |
| 15-154-IN 1st Action: Location: | 01/17/2015 Investigate 68 OLDE FARM LN | 1835 | Smoke detector activation, no fire - unintentional |
| 15-155-IN 1st Action: Location: | 01/17/2015 Provide manpower [REDACTED] | 1907 | Medical assist, assist EMS crew |
| 15-156-IN 1st Action: Location: | 01/17/2015 Investigate WYANDOTTE FLS | 2116 | Steam, vapor, fog or dust thought to be smoke |

Rochester Fire Department
Incident Status

2/12/15

| Incident | Incident Date | Alarm Time | Incident Type |
|---|--|------------|--|
| 15-157-IN 1st Action: Location: | 01/17/2015 | 2353 | Dispatched & canceled en route |
| | Cancelled en route 1 ARBOR WAY | | |
| 15-158-IN 1st Action: Location: | 01/18/2015 | 0519 | Medical assist, assist EMS crew |
| | Provide manpower [REDACTED] | | |
| 15-159-IN 1st Action: Location: | 01/18/2015 | 1049 | Medical assist, assist EMS crew |
| | Assistance, other [REDACTED] | | |
| 15-160-IN 1st Action: Location: | 01/18/2015 | 1215 | Motor vehicle accident with no injuries. |
| | Investigate BETTS RD @ CROSS RD | | |
| 15-161-IN 1st Action: Location: | 01/18/2015 | 1704 | Motor vehicle accident with no injuries. |
| | Establish safe area SPAULDING TPKE SB BETWEEN EXIT 13 & EXIT 12 | | |
| 15-162-IN 1st Action: Location: | 01/18/2015 | 2103 | Power line down |
| | Investigate 3 LIGHTHOUSE LN SAKS MHP | | |
| 15-163-IN 1st Action: Location: | 01/19/2015 | 0020 | Medical assist, assist EMS crew |
| | Assistance, other [REDACTED] | | |
| 15-164-IN 1st Action: Location: | 01/19/2015 | 0236 | Alarm system activation, no fire - unintentional |
| | Investigate 93 CHARLES ST DESIREE'S PLACE | | |
| 15-165-IN 1st Action: Location: | 01/19/2015 | 0554 | Motor vehicle accident with no injuries. |
| | Establish safe area 186 PICKERING RD @ 2 TEBBETTS RD | | |
| 15-166-IN 1st Action: Location: | 01/19/2015 | 1516 | Water or steam leak |
| | Shut down system 160 WASHINGTON ST AVALAR REAL ESTATE | | |
| 15-168-IN 1st Action: Location: | 01/19/2015 | 2027 | Medical assist, assist EMS crew |
| | Assistance, other [REDACTED] | | |
| 15-170-IN 1st Action: Location: | 01/20/2015 | 0514 | Medical assist, assist EMS crew |
| | Provide manpower [REDACTED] | | |
| 15-171-IN 1st Action: Location: | 01/20/2015 | 0600 | Alarm system sounded due to malfunction |
| | Investigate 11 WHITEHALL RD FRISBIE MEMORIAL HOSPITAL | | |
| 15-172-IN 1st Action: Location: | 01/20/2015 | 0957 | Medical assist, assist EMS crew |
| | Provide basic life support (BLS) [REDACTED] | | |

Rochester Fire Department
Incident Status

2/12/15

| Incident | Incident Date | Alarm Time | Incident Type |
|---|--|------------|--|
| 15-173-IN 1st Action: Location: | 01/20/2015 Assistance, other [REDACTED] | 1514 | Medical assist, assist EMS crew |
| 15-174-IN 1st Action: Location: | 01/20/2015 Provide manpower [REDACTED] | 1344 | Medical assist, assist EMS crew |
| 15-175-IN 1st Action: Location: | 01/20/2015 Provide basic life support (BLS) [REDACTED] | 1447 | EMS call, excluding vehicle accident with injury |
| 15-176-IN 1st Action: Location: | 01/20/2015 Provide basic life support (BLS) [REDACTED] | 1507 | EMS call, excluding vehicle accident with injury |
| 15-177-IN 1st Action: Location: | 01/20/2015 Provide basic life support (BLS) [REDACTED] | 1425 | EMS call, excluding vehicle accident with injury |
| 15-178-IN 1st Action: Location: | 01/20/2015 Forcible entry 14 FIELDSTONE LN | 1706 | Lock-out |
| 15-179-IN 1st Action: Location: | 01/20/2015 Investigate 9 PATTON ST | 1727 | Hazardous condition, Other |
| 15-183-IN 1st Action: Location: | 01/20/2015 Investigate 11 WHITEHALL RD FRISBIE MEMORIAL HOSPITAL | 0650 | Alarm system sounded due to malfunction |
| 15-180-IN 1st Action: Location: | 01/21/2015 Cancelled en route COLUMBUS AVE BY CHINA PALACE | 0043 | Dispatched & canceled en route |
| 15-181-IN 1st Action: Location: | 01/21/2015 Provide manpower [REDACTED] | 0442 | Medical assist, assist EMS crew |
| 15-182-IN 1st Action: Location: | 01/21/2015 Investigate 48 FARMINGTON RD ROCHESTER TOYOTA | 1813 | Unauthorized burning |
| 15-200-IN 1st Action: Location: | 01/21/2015 Investigate SALMON FALLS RD AREA OF 675 | 0932 | Authorized controlled burning |
| 15-201-IN 1st Action: Location: | 01/21/2015 Investigate 68 SOUTH MAIN ST HORIZON TRUST - ELEVATOR | 1214 | Service Call, other |
| 15-184-IN 1st Action: Location: | 01/22/2015 Provide manpower [REDACTED] | 1009 | Medical assist, assist EMS crew |

Rochester Fire Department
Incident Status

2/12/15

| Incident | Incident Date | Alarm Time | Incident Type |
|---|---------------|------------|---|
| 15-185-IN 1st Action: Location: | 01/22/2015 | 1150 | Motor vehicle accident with injuries Provide first aid & check for injuries 164 CHARLES ST SUNOCO |
| 15-186-IN 1st Action: Location: | 01/22/2015 | 1430 | Gas leak (natural gas or LPG) Investigate 17 WAKEFIELD ST FEDERAL SAVING BANK |
| 15-187-IN 1st Action: Location: | 01/22/2015 | 1827 | Unauthorized burning Extinguishment by fire service personnel MILTON RD ACROSS FROM THE SHELL STATION |
| 15-188-IN 1st Action: Location: | 01/22/2015 | 2229 | Medical assist, assist EMS crew Assistance, other [REDACTED] |
| 15-189-IN 1st Action: Location: | 01/23/2015 | 0954 | Lock-out Assistance, other 20 WATSON DR |
| 15-190-IN 1st Action: Location: | 01/23/2015 | 1046 | Motor vehicle accident with injuries Investigate 6 NORWAY PLAINS RD @ 14 MILTON RD |
| 15-191-IN 1st Action: Location: | 01/23/2015 | 1151 | Medical assist, assist EMS crew Investigate [REDACTED] |
| 15-192-IN 1st Action: Location: | 01/23/2015 | 1224 | Motor vehicle accident with no injuries. Investigate COLUMBUS AVE AT MAY ST |
| 15-193-IN 1st Action: Location: | 01/23/2015 | 1854 | Motor vehicle accident with no injuries. Investigate NORTH MAIN ST BY TEN ROD ROAD |
| 15-194-IN 1st Action: Location: | 01/23/2015 | 1952 | Good intent call, other Investigate 277 MILTON RD FOREST PUMP & FILTER COMPANY |
| 15-195-IN 1st Action: Location: | 01/24/2015 | 0531 | Lock-out Assistance, other 8 SLEEPER ST |
| 15-196-IN 1st Action: Location: | 01/24/2015 | 0642 | Alarm system sounded due to malfunction Investigate 152 ROCHESTER HILL RD |
| 15-197-IN 1st Action: Location: | 01/24/2015 | 0827 | Medical assist, assist EMS crew Investigate [REDACTED] |
| 15-198-IN 1st Action: Location: | 01/24/2015 | 1128 | Motor vehicle accident with no injuries. Investigate 1 OLD DOVER RD @ 664 COLUMBUS AVE |

Rochester Fire Department
Incident Status

2/12/15

| Incident | Incident Date | Alarm Time | Incident Type |
|---|--|------------|--|
| 15-199-IN 1st Action: Location: | 01/24/2015 Investigate 4 WHITEHOUSE RD @ 259 OLD DOVER RD | 1208 | Motor vehicle accident with no injuries. |
| 15-202-IN 1st Action: Location: | 01/24/2015 Investigate 328 PORTLAND ST [RP] | 1346 | Lock-out |
| 15-203-IN 1st Action: Location: | 01/24/2015 Investigate [REDACTED] | 0807 | Medical assist, assist EMS crew |
| 15-204-IN 1st Action: Location: | 01/24/2015 Investigate 21 NORWAY PLAINS RD NORWAY PLAINS APARTMENT COMPLEX | 1647 | Alarm system activation, no fire - unintentional |
| 15-205-IN 1st Action: Location: | 01/24/2015 Investigate [REDACTED] | 1922 | Medical assist, assist EMS crew |
| 15-257-IN 1st Action: Location: | 01/24/2015 Investigate 283 OLD DOVER RD | 2006 | Vehicle accident, general cleanup |
| 15-258-IN 1st Action: Location: | 01/24/2015 Investigate 154 FLAGG RD @ 67 HANSONVILLE RD | 1910 | Vehicle accident, general cleanup |
| 15-206-IN 1st Action: Location: | 01/25/2015 Investigate 216 MILTON RD | 0943 | Police matter |
| 15-207-IN 1st Action: Location: | 01/25/2015 Investigate 332 WASHINGTON ST | 1717 | Motor vehicle accident with no injuries. |
| 15-208-IN 1st Action: Location: | 01/25/2015 Provide basic life support (BLS) [REDACTED] | 1706 | EMS call, excluding vehicle accident with injury |
| 15-209-IN 1st Action: Location: | 01/25/2015 Investigate 20 COLUMBUS AVE LINS COTT COURT APARTMENTS | 2108 | CO detector activation due to malfunction |
| 15-210-IN 1st Action: Location: | 01/25/2015 Investigate 15 EMERSON AVE | 2130 | Smoke detector activation due to malfunction |
| 15-211-IN 1st Action: Location: | 01/25/2015 Provide manpower 49 LEDGEVIEW DR | 2130 | Fuel burner/boiler malfunction, fire confined |
| 15-212-IN 1st Action: Location: | 01/26/2015 Standby [REDACTED] | 0215 | Medical assist, assist EMS crew |

Rochester Fire Department
Incident Status

2/12/15

| Incident | Incident Date | Alarm Time | Incident Type |
|---|---------------|------------|--|
| 15-213-IN 1st Action: Location: | 01/26/2015 | 0556 | Medical assist, assist EMS crew Provide manpower [REDACTED] |
| 15-214-IN 1st Action: Location: | 01/26/2015 | 1036 | Dispatched & canceled en route Cancelled en route 27 KNIGHT ST AUTISM AWARENESS |
| 15-215-IN 1st Action: Location: | 01/26/2015 | 1325 | Medical assist, assist EMS crew Investigate [REDACTED] |
| 15-216-IN 1st Action: Location: | 01/26/2015 | 0711 | Cover assignment, standby, moveup Assistance, other EMERY ST |
| 15-217-IN 1st Action: Location: | 01/26/2015 | 1242 | Medical assist, assist EMS crew Provide manpower [REDACTED] |
| 15-218-IN 1st Action: Location: | 01/26/2015 | 1245 | Motor vehicle accident with no injuries. Provide first aid & check for injuries 153 CROWN POINT RD |
| 15-219-IN 1st Action: Location: | 01/26/2015 | 1232 | Good intent call, other Investigate 773 PORTLAND ST EAST ROCHESTER SCHOOL |
| 15-220-IN 1st Action: Location: | 01/26/2015 | 1459 | Medical assist, assist EMS crew Assistance, other [REDACTED] |
| 15-221-IN 1st Action: Location: | 01/26/2015 | 1639 | Motor vehicle accident with no injuries. Investigate 17 WAKEFIELD ST FEDERAL SAVING BANK |
| 15-222-IN 1st Action: Location: | 01/26/2015 | 1823 | Carbon monoxide incident Investigate 9 FARMINGTON RD GREENWOOD MOTEL |
| 15-223-IN 1st Action: Location: | 01/26/2015 | 1920 | Water problem, other Investigate 35 AUTUMN ST |
| 15-224-IN 1st Action: Location: | 01/26/2015 | 1949 | Gas leak (natural gas or LPG) Investigate 64 HIGHLAND ST DUNKIN DONUTS |
| 15-225-IN 1st Action: Location: | 01/26/2015 | 2327 | EMS call, excluding vehicle accident with injury Provide basic life support (BLS) [REDACTED] |
| 15-227-IN 1st Action: Location: | 01/26/2015 | 2316 | Dispatched & canceled en route Cancelled en route 3 FALKLAND LN |

Rochester Fire Department
Incident Status

2/12/15

| Incident | Incident Date | Alarm Time | Incident Type |
|---|---|------------|--|
| 15-226-IN 1st Action: Location: | 01/27/2015 | 0021 | Dispatched & canceled en route |
| | Cancelled en route 357 GONIC RD IRVING CIRCLE K (FORMERLY IRVING BLUE CANOE) | | |
| 15-228-IN 1st Action: Location: | 01/27/2015 | 1106 | Motor vehicle accident with no injuries. |
| | Investigate WASHINGTON ST | | |
| 15-229-IN 1st Action: Location: | 01/27/2015 | 1351 | Service Call, other |
| | Investigate 3 PINEKNOLL DR LANDRY RESIDENT | | |
| 15-230-IN 1st Action: Location: | 01/27/2015 | 1400 | Service Call, other |
| | Investigate 387 PORTLAND ST | | |
| 15-231-IN 1st Action: Location: | 01/27/2015 | 1432 | Carbon monoxide incident |
| | Ventilate 33 BLAIR DR YOUNG, JOHN AND LAURA | | |
| 15-232-IN 1st Action: Location: | 01/27/2015 | 1510 | Carbon monoxide incident |
| | Ventilate 2 CEDARBROOK VILL | | |
| 15-233-IN 1st Action: Location: | 01/27/2015 | 1752 | Medical assist, assist EMS crew |
| | Assistance, other [REDACTED] | | |
| 15-234-IN 1st Action: Location: | 01/27/2015 | 1712 | Alarm system sounded due to malfunction |
| | Investigate 216 AIRPORT DR ALBANY ENGINEERED COMPOSITES, BLDG 2 | | |
| 15-235-IN 1st Action: Location: | 01/27/2015 | 2125 | Carbon monoxide detector activation, no CO |
| | Investigate 14 LOBSTER WAY | | |
| 15-236-IN 1st Action: Location: | 01/28/2015 | 0915 | Good intent call, other |
| | Investigate EXIT 16 RAMP EXIT 16 RAMP | | |
| 15-237-IN 1st Action: Location: | 01/28/2015 | 1134 | Motor vehicle accident with no injuries. |
| | Investigate 3 EDGERLY WAY @ 48 LOWELL ST | | |
| 15-238-IN 1st Action: Location: | 01/28/2015 | 1231 | Carbon monoxide detector activation, no CO |
| | Investigate 147 OLD DOVER RD | | |
| 15-239-IN 1st Action: Location: | 01/28/2015 | 0951 | Motor vehicle accident with no injuries. |
| | Investigate 31 WALNUT ST | | |
| 15-240-IN 1st Action: Location: | 01/28/2015 | 1519 | Motor vehicle accident with no injuries. |
| | Assistance, other SPAULDING TPKE SB AT TOLLS | | |

Rochester Fire Department
Incident Status

2/12/15

| Incident | Incident Date | Alarm Time | Incident Type |
|---|--|------------|--|
| 15-242-IN 1st Action: Location: | 01/28/2015 Investigate BRIDGE ST | 1906 | Alarm system sounded due to malfunction WYANDOTTE FALLS - ROCHESTER HOUSING AUTHORITY |
| 15-243-IN 1st Action: Location: | 01/29/2015 Investigate 41 CONGRESS ST | 0500 | Hazardous condition, Other |
| 15-244-IN 1st Action: Location: | 01/29/2015 Shut down system 3 CHESTNUT ST | 0929 | Smoke detector activation due to malfunction |
| 15-245-IN 1st Action: Location: | 01/29/2015 Investigate UNION ST | 1052 | Motor vehicle accident with no injuries. |
| 15-246-IN 1st Action: Location: | 01/29/2015 Investigate WASHINGTON ST | 1638 | Motor vehicle accident with no injuries. JUST PAST THE OVERPASS SOUTHBOUND |
| 15-247-IN 1st Action: Location: | 01/29/2015 Investigate 23 GRANITE ST | 1714 | Lock-out ALLEN SCHOOL |
| 15-248-IN 1st Action: Location: | 01/29/2015 Investigate PARTRIDGE GREEN APTS | 1347 | No incident found on arrival at dispatch address |
| 15-249-IN 1st Action: Location: | 01/29/2015 Investigate MILTON RD | 1603 | Motor vehicle accident with no injuries. NEAR THE BYPASS |
| 15-250-IN 1st Action: Location: | 01/29/2015 Cancelled en route 116 FARMINGTON RD | 1639 | Dispatched & canceled en route WALMART #2330 |
| 15-251-IN 1st Action: Location: | 01/29/2015 Rescue, remove from harm 5 SANDSTONE LN | 1707 | Animal rescue |
| 15-252-IN 1st Action: Location: | 01/29/2015 Investigate 118 HIGHLAND ST @ 394 | 1825 | Motor vehicle accident with no injuries. SALMON FALLS RD |
| 15-253-IN 1st Action: Location: | 01/29/2015 Investigate 116 FARMINGTON RD | 2225 | Alarm system sounded due to malfunction WALMART #2330 |
| 15-254-IN 1st Action: Location: | 01/30/2015 Assistance, other [REDACTED] | 0754 | Medical assist, assist EMS crew |
| 15-255-IN 1st Action: Location: | 01/30/2015 Investigate 65 CHAMBERLAIN ST | 0805 | Vehicle accident, general cleanup CHAMBERLAIN STREET SCHOOL |

Rochester Fire Department
Incident Status

2/12/15

| Incident | Incident Date | Alarm Time | Incident Type |
|---|--|------------|---|
| 15-256-IN 1st Action: Location: | 01/30/2015 Provide manpower [REDACTED] | 0843 | Medical assist, assist EMS crew |
| 15-259-IN 1st Action: Location: | 01/30/2015 Investigate 19 RAILROAD AVE | 1120 | Water or steam leak |
| 15-260-IN 1st Action: Location: | 01/30/2015 Extinguishment by fire service personnel 6 SEASONS LN | 1126 | Fire, other |
| 15-261-IN 1st Action: Location: | 01/30/2015 Provide manpower [REDACTED] | 1448 | Medical assist, assist EMS crew |
| 15-262-IN 1st Action: Location: | 01/30/2015 Investigate 32 MURRAY DR | 1641 | CO detector activation due to malfunction |
| 15-263-IN 1st Action: Location: | 01/30/2015 Assistance, other [REDACTED] | 1906 | Medical assist, assist EMS crew |
| 15-264-IN 1st Action: Location: | 01/30/2015 Investigate 152 ROCHESTER HILL RD | 2208 | Alarm system sounded due to malfunction |
| 15-265-IN 1st Action: Location: | 01/30/2015 Remove water 19 PICKERING RD | 2145 | Water or steam leak |
| 15-268-IN 1st Action: Location: | 01/30/2015 Shut down system 130 WAKEFIELD ST SPAULDING HIGH SCHOOL - GYM | 0017 | Sprinkler activation due to malfunction |
| 15-296-IN 1st Action: Location: | 01/30/2015 Provide manpower [REDACTED] | 1012 | Medical assist, assist EMS crew |
| 15-266-IN 1st Action: Location: | 01/31/2015 Investigate [REDACTED] | 1044 | Medical assist, assist EMS crew |
| 15-267-IN 1st Action: Location: | 01/31/2015 Investigate 1 KNIGHT ST CUMBERLAND FARMS | 1035 | Motor vehicle accident with no injuries. |
| 15-269-IN 1st Action: Location: | 01/31/2015 Investigate NORTH MAIN ST BY EXIT 15 | 1742 | Motor vehicle accident with no injuries. |
| 15-270-IN 1st Action: Location: | 01/31/2015 Shut down system 22 SOUTH DEWBERRY LN | 1704 | Water or steam leak |

Rochester Fire Department
Incident Status


2/12/15

| Incident | Incident Date | Alarm Time | Incident Type |
|---|---|-------------------|---|
| 15-271-IN 1st Action: Location: | 01/31/2015 Investigate 48 LOWELL ST | 1941 | CO detector activation due to malfunction |

Rochester Fire Department

Office of Fire Prevention

| | |
|--|-----------|
| Building Fire Code Inspections | 46 |
| Construction Plan Review | 10 |
| Fire Drills | |
| Fire Investigations | 2 |
| Fire Permits Issued | 4 |
| Fire Prevention Education and Training | 1 |
| Foster Care / Day Care Inspections | 1 |
| Knox Box Inspections | 2 |
| Outdoor Burning Inspections | |
| Permit of Assembly Inspections | 6 |
| Tank Removal / Installation Inspections | |
| Training Sessions | 3 |
| Woodstove / Pelletstove Appliance Inspection | 1 |
| Total | 76 |



Rochester Public Library
65 South Main St.
Rochester, NH 03867

2/12/15

Main Desk: (603) 332-1428
Reference: 335-7550
Children's: 335-7549
Fax: 335-7582
www.rpl.lib.nh.us

MONTHLY REPORT

January 2015

There were a total of 18,576 items circulated with 10,498 people visiting the library in the month of January. Two hundred seventy patrons used the library's Internet computers for 1,406 hours. Visitors to the library's web site numbered 8,771. Current number of patron registrations is 34,541. Interlibrary loan activity included 44 materials borrowed from other libraries and 313 loaned to other libraries.

Winter story times began in the Children's Room on the week of January 5th. Fifteen story times were held throughout the month with over two hundred-eleven children in attendance.


The Children's Room welcomed Susan Schake on January 10th for a workshop featuring one of the projects from her latest "Art Lab for Kids" books. All the children attending were able to create a "Wintery Paper Trees" collage.

The Library was pleased to present the work of contemporary Rochester artist, Beth Wittenberg in the month of January. She received a MFA from Maryland Institute College of Art with an emphasis on sculpture and painting. Wittenberg says she is influenced by art brute, outsider art, children's art, craft, and her mother's very large antique collection of Aynsley Fine Bone China. She considers herself a colorist and finds that colors seem brighter and more vibrant on the Seacoast.

January proved to be a busy month in library circulation. Monday, January 26th brought the new highest circulation total of 1,351 checked-out items for the Adult Circulation Desk. This number does not include the 1,100 items that were returned and checked back into the system that same day. This broke the previous record of 1,210 items checked-out on August 23, 2010.

In addition to the print versions of available books, 282 of our Library patrons downloaded 1,205 e-books to media devices through the library's web site this month. The RPL website also enabled 33 patrons access to Mango Languages.

Trustees meet on February 17th in the Rose Room of the library at 6pm.



This page has
been
intentionally left
blank.





Planning and Development
Conservation Commission
Historic District Commission
Arts & Culture Commission

Planning & Development Department
City Hall - Second Floor
31 Wakefield Street
ROCHESTER, NEW HAMPSHIRE 03867-1917
(603) 335-1338 - Fax (603) 335-7585
Web Site: <http://www.rochesternh.net>

MONTHLY REPORT FOR JANUARY 2015

NEWS FROM THE DEPARTMENT HEAD

- ◆ The Planning Department received a flurry of new inquiries in January. Several of these inquiries centered around what would be required to reactive several older projects that have been sitting idle; because these older projects pre-date all of the current Planning Staff, and involve State RSA's regarding 'vesting', providing answers to these inquiries proved to be time-consuming and methodical; but, Staff is excited to see there is interest in finishing these projects.
Staff also met with developers/agents to discuss new potential development projects, which are not yet public. Staff expects these proposals to be formally submitted in the next two to three months.
- ◆ The Planning Board met, reviewed, and approved three new applications (listed in the succeeding section). The Board's "Annual Retreat" workshop was cancelled due to snow; it has not yet been rescheduled.
- ◆ The Planning Staff attended various meetings and workshops throughout the month of January. They continued to work on a change of use from a restaurant and stove shop to a physical therapy office located at 393 Gonic Road, and was able to issue an approval. They also worked to "un-merge" a property that was involuntarily merged in the 1980's. Staff also attended meetings on the Aquifer Protection Ordinance update, the GIS Working Group, the CIP, Sign Ordinance rewrite, a special meeting with the Historic Commission revolving around saving the old Police Station, and a specialized conference on walk-ability.

APPLICATIONS REVIEWED BY THE PLANNING BOARD

Cumberland Farms, 79 Milton Road/2 Flat Rock Bridge Road (by MHF Design Consultants) Lot line revision to convey land to the City of Rochester.
Case# 210 – 55&56 – HC – 15 **APPROVED**

Progressive Training, 27 Hancock Street (by IHT, LLC) Site plan and conditional use application to permit a fitness center. Case# 128 – 27 – NMU – 15 **APPROVED**

CDBA Development, LLC, Constitution Way (by Bedford Design) Lot line revision to make two existing lots buildable. Case# 256 – 61-11,12,13,14,22&23 – A – 15 **APPROVED**

APPLICATIONS REVIEWED BY THE CONSERVATION COMMISSION

The Conservation Commission did not meet this month due to a snow storm. However, members did continue to work on the Hope Farm conservation easement project.

APPLICATIONS REVIEWED BY THE HISTORIC DISTRICT COMMISSION

Gary Brunet A&G Appliance Certificate of Approval wall sign front of the building. Case# HDC 120-394-DC-15 **APPROVED**

ARTS AND CULTURE COMMISSION ACTIVITIES

Mr. Ejarque will be having a new tenant called Cast & Grind for the Scenic Theater. This will allow him to focus on the Theater. The Castle on Charles Street has also opened for dances and private functions. On February 21st the Governors Inn will be having a 7 minute speed dating event.

RMFA will be adding a collection to the Community Center is working with the City currently. They have partnered with Main Street for the first store front display. The RMFA will be hosting a short film series again this year.

Rochester Main Street has 43 events planned this year on the work plan. James Montgomery will be the featured artist at the Blues Festival. There will be two children's events planned this year Teddy Bear in Factory Court and Zoo encounters. Main Street also has a new website and a donation page. March 28th is the

Respectfully submitted,

James B. Campbell,
Director of Planning & Development

2/12/15



ROCHESTER POLICE DEPARTMENT

23 WAKEFIELD STREET
ROCHESTER NH, 03867-1933

BUSINESS (603) 330-7127
FAX (603) 330-7159
www.rochesterpd.org

"Dedication, Pride, Integrity"

POLICE COMMISSION

LUCIEN G. LEVESQUE
Chairman
BRUCE E. LINDSAY
Vice Chairman
DEREK J. PETERS
Commissioner

MICHAEL J. ALLEN
Chief of Police

February 9, 2015



TO: City Manager Daniel Fitzpatrick

RE: Monthly Report – January 2015

OPERATIONS: Four of the six wards met this period. No residents attended the January 7 Ward 5 meeting. All other wards had good turnout of residents, elected officials and invited guests. Topics discussed included community development and city construction projects, year-end comp stat results, scams and frauds, heroin epidemic and strategies to combat it, substance abuse treatment, motor vehicle enforcement, and panhandling.

There were 51 cases sent up from patrol to the Detective unit for review and or investigation. We logged 445 pieces of evidence and returned 75 pieces to owners. There was a call out for one drug overdose. There was a search warrant of a home where 130 marijuana plants in various stages of growth were seized.

COMP STAT: The year-end comp stat report card shows a 5% decrease in property crime. All property crime numbers were down, with the exception of shoplifting which was up 5% and vandalism which was up 6%. Our closure rate in all property crime categories either increased, or stayed the same in some categories. We did see increases in all violent crime categories.

COMMUNICATIONS: One of the two open positions is scheduled to be filled in early February.

K9: There were two tracks and one drug search in Rochester. Officer MacKenzie has been chosen as the American Legion Officer of the Year for New Hampshire. He has also been nominated for consideration as the National American Legion Officer of the year.

PROSECUTION: The new Attorney Prosecutor Joe Plaia has completed the background and will be starting on February 2, 2015. He will get some training and be acclimated to the Department. Two officers will be redeployed to patrol at shift change at the end of February. An issue with our records management software has caused a backlog. We will continue to use the parking enforcement officer two hours per day to assist.

ADMINISTRATIVE: Our FY 16 level two budget is at 1.61%. We will be discussing our issues and options during our upcoming meeting with the City Manager. These are items not currently in our budget that we feel, if included, would allow us to better serve the citizens. The dispatch budget is .75% under last year and although under it does have increases we project to spend in regular and training overtime. Overtime spent to date in FY15 has been an anomaly due to staffing issues.

Bids for ballistic vests were opened. We recommend awarding the bid to Gall's which met the specifications and is the low bidder at \$638.00 per vest. We will seek half of that amount in reimbursement through the vest grant.

We recorded 54 hours of training this period. The majority was for TASER recertification.

EMD USE:

There were one Taser display and one Taser deploy this period.

FORFEITURE FUND SPENDING:

There was no forfeiture spending this period.

Respectfully Submitted,

Michael J. Allen
Michael J. Allen
Chief of Police

PC: Rochester Police Commission
File

Rochester Police Dept.

January 2015 Compstat

| PROPERTY CRIME - OFs by Incident | | | | | | | | | | | | |
|----------------------------------|------------------------|------------------------|-------------|-------------------------|-------------------------|-------------|-----------|------------|-------------|-----------------------|-----------------------|------------|
| Specific Crimes | 01/01/2015 - 1/31/2015 | 01/01/2014 - 1/31/2014 | % Change | 12/01/2014 - 12/31/2014 | 11/01/2014 - 11/30/2014 | % Change | YTD 15 | YTD 14 | % Change | YTD 2015 Closure Rate | YTD 2014 Closure Rate | YTD 13 |
| Shoplifting | 20 | 38 | -47% | 32 | 46 | -30% | 20 | 38 | -47% | 70% | 76% | 28 |
| Theft from M/V | 5 | 3 | 67% | 3 | 4 | -25% | 5 | 3 | 67% | 0% | 33% | 12 |
| All Other Theft | 16 | 43 | -63% | 33 | 34 | -3% | 16 | 43 | -63% | 50% | 16% | 35 |
| M/V Theft | 4 | 4 | 0% | 1 | 0 | 0% | 4 | 4 | 0% | 50% | 0% | 3 |
| Vandalism | 27 | 21 | 29% | 40 | 37 | 8% | 27 | 21 | 29% | 56% | 62% | 33 |
| Burglary | 6 | 11 | -45% | 6 | 5 | 20% | 6 | 11 | -45% | 83% | 9% | 5 |
| Total Property | 78 | 120 | -35% | 115 | 126 | -9% | 78 | 120 | -35% | 51% | 33% | 116 |
| PROPERTY CRIME - ARs by Incident | | | | | | | | | | | | |
| Specific Crimes | 01/01/2015 - 1/31/2015 | 01/01/2014 - 1/31/2014 | % Change | 12/01/2014 - 12/31/2014 | 11/01/2014 - 11/30/2014 | % Change | YTD 15 | YTD 14 | % Change | YTD 2015 Closure Rate | YTD 2014 Closure Rate | YTD 13 |
| Shoplifting | 14 | 29 | -52% | 33 | 31 | 6% | 14 | 29 | -52% | 70% | 76% | 23 |
| Theft from M/V | 0 | 1 | -100% | 0 | 1 | -100% | 0 | 1 | -100% | 0% | 33% | 1 |
| All Other Theft | 8 | 7 | 14% | 3 | 5 | -40% | 8 | 7 | 14% | 50% | 16% | 4 |
| M/V Theft | 2 | 0 | 200% | 0 | 0 | 0% | 2 | 0 | 200% | 50% | 0% | 2 |
| Vandalism | 15 | 13 | 15% | 19 | 10 | 90% | 15 | 13 | 15% | 56% | 62% | 9 |
| Burglary | 5 | 1 | 400% | 5 | 1 | 400% | 5 | 1 | 400% | 83% | 9% | 1 |
| Total Property | 44 | 51 | -14% | 60 | 48 | 25% | 44 | 51 | -14% | 51% | 33% | 40 |
| VIOLENT CRIME - OFs by Incident | | | | | | | | | | | | |
| Specific Crimes | 01/01/2015 - 1/31/2015 | 01/01/2014 - 1/31/2014 | % Change | 12/01/2014 - 12/31/2014 | 11/01/2014 - 11/30/2014 | % Change | YTD 15 | YTD 14 | % Change | YTD 2015 Closure Rate | YTD 2014 Closure Rate | YTD 13 |
| Homicide | 0 | 0 | 0% | 0 | 0 | 0% | 0 | 0 | 0% | 100% | 100% | 0 |
| Robbery | 1 | 0 | 100% | 1 | 2 | -50% | 1 | 0 | 100% | 100% | 100% | 1 |
| Aggravated Assault | 8 | 5 | 60% | 8 | 3 | 167% | 8 | 5 | 60% | 100% | 80% | 6 |
| Simple Assault | 35 | 30 | 17% | 40 | 37 | 8% | 35 | 30 | 17% | 57% | 77% | 31 |
| Total Violent | 44 | 35 | 26% | 49 | 42 | 17% | 44 | 35 | 26% | 89% | 89% | 38 |
| VIOLENT CRIME - ARs by Incident | | | | | | | | | | | | |
| Specific Crimes | 01/01/2015 - 1/31/2015 | 01/01/2014 - 1/31/2014 | % Change | 12/01/2014 - 12/31/2014 | 11/01/2014 - 11/30/2014 | % Change | YTD 15 | YTD 14 | % Change | YTD 2015 Closure Rate | YTD 2014 Closure Rate | YTD 13 |
| Homicide | 0 | 0 | 0% | 0 | 0 | 0% | 0 | 0 | 0% | 100% | 100% | 0 |
| Robbery | 1 | 0 | 0% | 1 | 0 | 0% | 1 | 0 | 0% | 100% | 100% | 0 |
| Aggravated Assault | 8 | 4 | 100% | 7 | 1 | 600% | 8 | 4 | 100% | 100% | 80% | 1 |
| Simple Assault | 20 | 23 | -13% | 32 | 17 | 88% | 20 | 23 | -13% | 57% | 77% | 15 |
| Total Violent | 29 | 27 | 7% | 40 | 18 | 122% | 29 | 27 | 7% | 89% | 89% | 16 |
| DRUG CRIME - OFs by Incident | | | | | | | | | | | | |
| Specific Crimes | 01/01/2015 - 1/31/2015 | 01/01/2014 - 1/31/2014 | % Change | 12/01/2014 - 12/31/2014 | 11/01/2014 - 11/30/2014 | % Change | YTD 15 | YTD 14 | % Change | YTD 2015 Closure Rate | YTD 2014 Closure Rate | YTD 13 |
| Possession | 28 | 15 | 87% | 26 | 17 | 53% | 28 | 15 | 87% | 75% | 93% | 5 |
| DRUG CRIME - ARs by Incident | | | | | | | | | | | | |
| Specific Crimes | 01/01/2015 - 1/31/2015 | 01/01/2014 - 1/31/2014 | % Change | 12/01/2014 - 12/31/2014 | 11/01/2014 - 11/30/2014 | % Change | YTD 15 | YTD 14 | % Change | YTD 2015 Closure Rate | YTD 2014 Closure Rate | YTD 13 |
| Possession | 21 | 14 | 50% | 21 | 12 | 75% | 21 | 14 | 50% | 75% | 93% | 3 |

| FIELD ACTIVITIES | | | | | | | | | | |
|------------------------|---------------------------|---------------------------|----------|----------------------------|----------------------------|----------|--------|--------|----------|--------|
| | 01/01/2015 - 1/31/2015 | 01/01/2014 - 1/31/2014 | % Change | 12/01/2014 - 12/31/2014 | 11/01/2014 - 11/30/2014 | % Change | YTD 15 | YTD 14 | % Change | YTD 13 |
| Traffic Stops | 1304 | 620 | 110% | 863 | 995 | -13% | 1304 | 620 | 110% | 675 |
| Arrests from Stops | 28 | 14 | 100% | 27 | 26 | 4% | 28 | 14 | 100% | 0 |
| Summons | 107 | 80 | 34% | 48 | 78 | -38% | 107 | 80 | 34% | 70 |
| Warnings | 1149 | 489 | 135% | 764 | 864 | -12% | 1149 | 489 | 135% | 569 |
| No Action | 29 | 21 | 38% | 30 | 34 | -12% | 29 | 21 | 38% | 17 |
| Accidents | 108 | 90 | 20% | 107 | 93 | 15% | 108 | 90 | 20% | 110 |
| Summons from Accidents | 9 | 3 | 200% | 12 | 3 | 300% | 9 | 3 | 200% | 5 |
| Arrests from Accidents | 4 | 0 | 400% | 2 | 7 | -71% | 4 | 0 | 400% | 2 |
| Field Interviews | 17 | 21 | -19% | 14 | 28 | -50% | 17 | 21 | -19% | 13 |
| DWI | 5 | 8 | -38% | 6 | 8 | -25% | 5 | 8 | -38% | 8 |
| DWI from Accidents | 1 | 0 | 100% | 2 | 5 | -60% | 1 | 0 | 100% | 4 |

DV COMPSTAT
January 2015

| Dates | 10/1/14- 10/31/14 | 11/1/14- 11/30/14 | 12/1/14 - 12/31/14 | 1/1/15- 1/31/15 | Prior Verbal (PV) | YTD 2015 | PV YTD | YTD 2014 |
|----------------------------|------------------------------|------------------------------|-------------------------------|----------------------------|------------------------------|---------------------|-------------------|---------------------|
| Misdemeanor Arrests | 19 | 14 | 27 | 15 | 2 | 15 | 2 | 24 |
| Felony Arrests | 2 | 2 | 3 | 2 | 1 | 2 | 1 | 3 |
| Verbal Cases | 23 | 9 | 13 | 21 | | 21 | | 23 |
| Total Cases | 44 | 25 | 43 | 38 | | 38 | 3 | 50 |

2015 FJC Clients (new clients only)

| Jan | Feb | March | April | May | June |
|-------------|---------------|------------------|----------------|-----------------|-----------------|
| 15 | | | | | |
| July | August | September | October | November | December |
| | | | | | |

2014 FJC Clients (new clients only)

| Jan | Feb | March | April | May | June |
|-------------|---------------|------------------|----------------|-----------------|-----------------|
| 20 | 13 | 16 | 16 | 8 | 16 |
| July | August | September | October | November | December |
| 11 | 23 | 20 | 26 | 25 | 16 |

| COMMUNICATIONS CALLS FOR SERVICE | | | | | | |
|----------------------------------|------------|------------|------------|-----------|----------------|--------|
| Monthly Calls Totals | | | | | | |
| 2015 | Priority 1 | Priority 2 | Priority 3 | Proactive | Administrative | Totals |
| January | 473 | 546 | 345 | 1878 | 1046 | 4288 |
| | | | | | | |
| | | | | | | |
| | | | | | | |
| | | | | | | |
| | | | | | | |
| | | | | | | |
| | | | | | | |
| | | | | | | |
| | | | | | | |
| | | | | | | |
| | | | | | | |
| Year to Date | 473 | 546 | 345 | 1878 | 1046 | 4288 |

2/12/15

| COMMUNICATIONS CALLS FOR SERVICE | | | | | | |
|----------------------------------|-----------------|-----------------|-----------------|------------------|--------------|--------|
| Monthly Calls Totals | | | | | | |
| 2014 | Call Priority 1 | Call Priority 2 | Call Priority 3 | Proactive Duties | Admin Duties | Totals |
| January | 420 | 562 | 413 | 1071 | 1343 | 3809 |
| February | 374 | 466 | 341 | 1005 | 1172 | 3358 |
| March | 374 | 640 | 379 | 1255 | 1438 | 4086 |
| April | 368 | 755 | 434 | 987 | 1237 | 3781 |
| May | 411 | 811 | 475 | 1211 | 1298 | 4206 |
| June | 461 | 824 | 851 | 885 | 1206 | 4227 |
| July | 519 | 861 | 672 | 1284 | 1319 | 4655 |
| August | 457 | 987 | 527 | 1691 | 1190 | 4852 |
| September | 433 | 890 | 463 | 1618 | 1220 | 4624 |
| October | 413 | 756 | 437 | 1695 | 1035 | 4336 |
| November | 436 | 685 | 352 | 1611 | 962 | 4046 |
| December | 451 | 646 | 395 | 1510 | 1002 | 4004 |
| Year End Totals | 5117 | 8883 | 5739 | 15823 | 14422 | 49984 |

Accidents by Ward

2/12/15

| | Ward 1 | Ward 2 | Ward 3 | Ward 4 | Ward 5 | Ward 6 |
|---------|--------|--------|--------|--------|--------|--------|
| January | 15 | 13 | 11 | 22 | 24 | 21 |
| YTD | 15 | 13 | 11 | 22 | 24 | 21 |

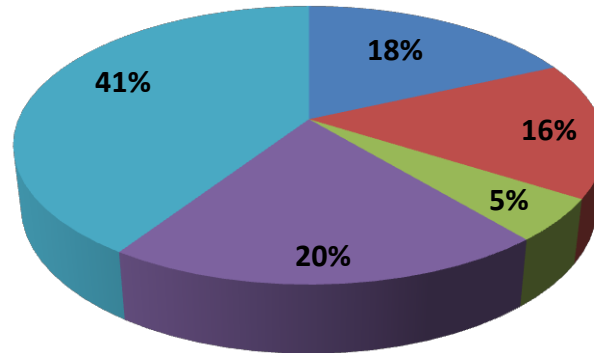
CFS by Ward

| | Ward 1 | Ward 2 | Ward 3 | Ward 4 | Ward 5 | Ward 6 |
|---------|--------|--------|--------|--------|--------|--------|
| January | 185 | 185 | 196 | 250 | 215 | 396 |
| YTD | 185 | 185 | 196 | 250 | 215 | 396 |

Manpower Hours Jan. 2015

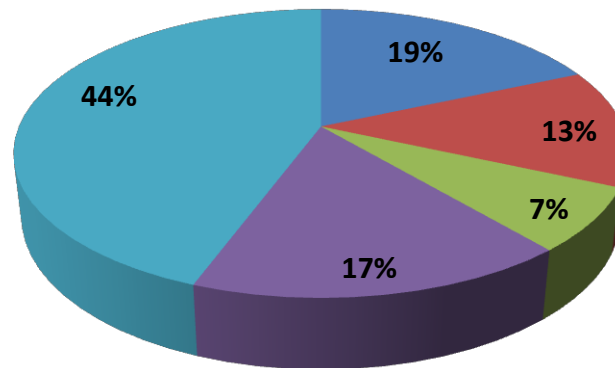
2/12/15

■ Priority 1 ■ Priority 2 ■ Priority 3 ■ Proactive ■ Admin



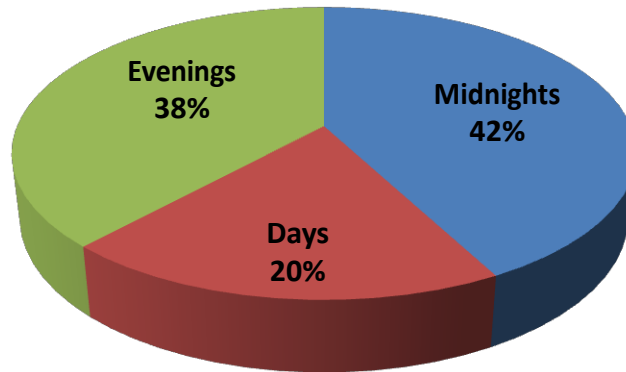
Manpower Hours Jan. 2014

■ Priority 1 ■ Priority 2 ■ Priority 3 ■ Proactive ■ Admin

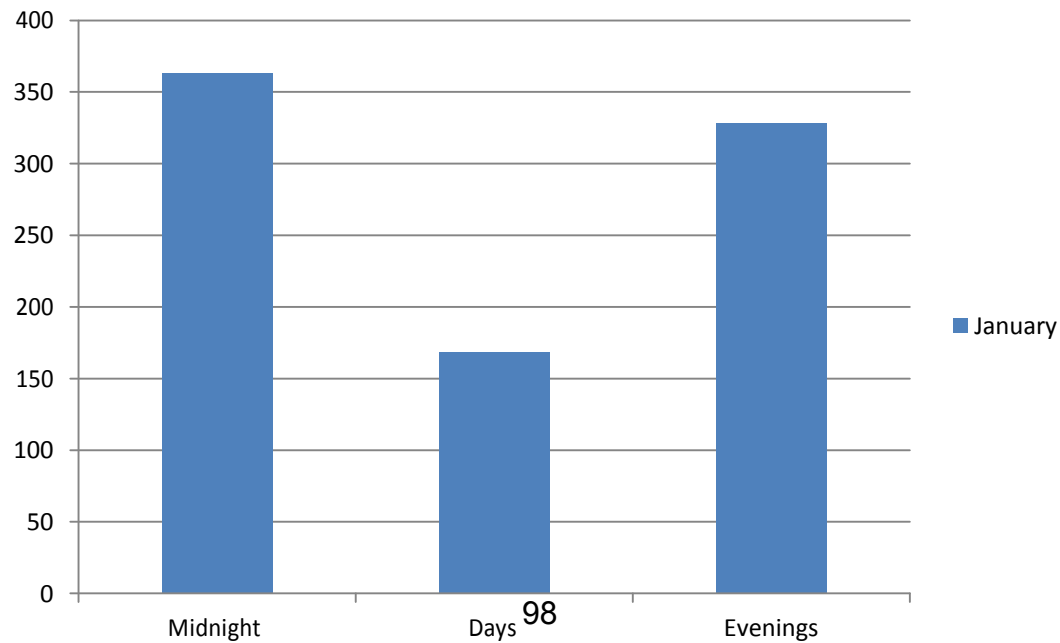


Proactive by Shift January 2015

2/12/15



Proactive By Shift YTD



Comparison of Manpower Hours and CFS

2/12/15

Burglary hours ↓ 46

Domestic Disturbance hours ↑ 67

Robbery hours ↑ 29

Sex Offenses hours ↓ 44

Unwanted Person hours ↓ 30



Juvenile Matter hours ↑ 32

Theft hours ↓ 34

Welfare Check hours ↑ 27

Disabled Auto hours ↑ 21

Fraud hours ↓ 77



This page has
been
intentionally left
blank.



ROCHESTER DEPARTMENT OF PUBLIC WORKS MONTHLY REPORT FOR JANUARY 2015

HIGHWAY AND UTILITIES

Highway Division responded to average number (74) service calls which were either completed or scheduled for repair. Service calls for the month included mailbox repairs, sidewalk snow removal, dead animals, and icy roads. Staff went out to plow and treat for 15 winter events (48" of snow). A total of 8,937 yards of snow was removed. Crews removed Christmas lights and the City Christmas tree. Maintenance for the month involved pothole repair and traffic light repairs. The Fleet Maintenance division worked on minor maintenance on several vehicles. They also replaced the front spring on #55- a six wheel dump truck; replaced the back spring on #8- a six wheel dump truck.

The Utilities Division performed typical maintenance on the water and sewer systems, along with responding to 19 calls for service. We have been cleaning catch basins and culverts that are full of debris, crews continued to blow out water gates threw out the city, and continue with manhole inspections. The water and sewer crew has also been working at the Quonset hut installing and building new storage shelves for organizing the water and sewer inventory. We continue to do regular maintenance and cleaning of our troubled sewers. Staff repaired a water service on Orange Street. This is a very old line that will need to be replaced if we have continued breaking. A water service break at 126 Rochester Hill Road was repaired. The construction work load slowed just in time for the snow to hit. The Utilities staff all have a role in the plowing and snow removal operations. Both the meter technician and the meter reader run sidewalk tractors and all equipment operators drive a plow route. .

BUILDINGS AND GROUNDS

Other than the regular maintenance, the grounds guy's have taken down all the Christmas wreaths from all the buildings as well as keeping up with the snow storms and keeping the walkways clean of snow and ice. In preparation of Bourques Flooring coming in to replace the City Clerks carpets, the maintenance staff came in on January 17, 18, and 19 to remove furniture, old carpeting and VCT tiles. Staff has removed snow drifts from the roof of the Community Center and of all building entrances. Staff completed quarterly inspections of the air filters in all the buildings and completed monthly inspections on all the emergency lighting and exit signs. The issues with the new roof top heater on the gym at the community center resolved and all is working well.

WATER TREATMENT PLANT

Treated water volume for the month of January 2014 was approximately 52.3 million gallons from the surface water treatment plant and 2.0 million gallons from groundwater.

All water quality testing and monitoring was completed in accordance with NHDES requirements. We are pleased to report that the City of Rochester again met and exceeded all State and Federal standards for drinking water.

Equipment and grounds maintenance was performed at the WTF, well, and tanks/stations, and inspections conducted within the watershed and structures. Our domestic water pumps at the plant required repair to the pressure switches; the upstream flow meter bubbler assembly was exchanged and returned for diagnosis; signal and telemetry issues have improved with the in-house replacement of the main router.

Daily water demand has accommodated several successful overnight pumping periods for the well. Extreme wind and temperatures froze several sensing lines at the remote stations which were repaired or replaced as needed. Snow cleanup has been significant. We are trialing the use of a streaming current monitor to determine the feasibility of implementing coagulant and pH trimming with the chemical feed system upgrade. The 2014 CCR is being drafted in house and should be completed for the beginning of February. Submittal review and materials procurement has progressed, and mobilization for the upgrade project is expected at the beginning of next month. The WTP Staff thanks Director Nourse for his leadership, mentorship, and positive vision, and wish him the very best at his new position.

WASTEWATER TREATMENT FACILITY

Staff continues to work with the coalition of communities on related wastewater and Great Bay Estuary issues. Staff attended State of NH sponsored UST training course and tested for recertification. Staff replaced faulty level transducer at Autumn St Pump station. Staff has been working with DPW on 61 Chamberlain St. oil remediation project. The alum sludge has been stock piled in lagoon #3 for removal in the spring. We continue to work out the bugs created by the SCADA system software upgrade. WWTP has also been busy with snowplowing and shoveling at the Facility and pump stations. Staff performed preventative and corrective maintenance on equipment, machinery and instrumentation. All required testing for the EPA and State has been completed and submitted. Average effluent flow for the month = 3.122 Million Gallons per Day (MGD). Percent of Design Flow = 62.1%. Precipitation = 5.58”.

ENGINEERING



CIP:

- Catherine-Sheridan-Knight Road and Utility Reconstruction project – Work has been suspended till spring.
- Stillwater Circle Bridge Repairs: Work complete.
- Chesley Hill Road Reconstruction: Design nearly complete with construction in 2015. Bid Opening in February.
- Strafford Square Roundabout: Federal funding not available until Federal Fiscal Year 2016 (Oct 2015). DOT has authorized award to Fay, Spofford and Thorndike to begin design.
- Wakefield Street Reconstruction: Design underway. Construction funding will be sought in FY16.
- EDA Crossroads Water and Sewer: Design underway. Anticipate construction in summer. Public Works Committee was briefed on various design options.
- FY15 Paving: Complete. No holdovers into the Spring. Public Works Committee has been given a draft FY16 Roadwork Plan to review.
- Salmon Falls Rd. HSIP Curve Softening project: Working with residents to resolve temporary and permanent construction easements. Future of this project uncertain due to challenges with securing multiple abutter permission for the roadwork.
- Sidewalks: Work to resume in Spring.
- Milton Road Corridor Analysis: Analysis started in August. To be presented to Public Works Committee in February.
- Granite Ridge Public Outlay: Bids for public infrastructure open on 26 January.

- Franklin St.-Western Ave.-Adams Ave. Road and Utility Reconstruction: Design underway. Construction to start in summer 2015. Western Ave./First St. Pump Station Replacement has been rolled into this project. This project is recommended to be split into a base contract which would rebuild the Western Ave sewer pump station and rebuild Franklin St. and, an alternate to rebuild the roadway and utilities in 1st-5th Streets, Western and Adams Avenues. Additional funding programmed for FY16.
- Rt. 125 Pump Station: On-site work has started. Progress of contractor is slow.
- Surface Treatment Water Plant Upgrades: Work to commence in February and to be completed in summer 2015.
- City Hall Annex: City Council continues to evaluation options.
- Colonial Pines Sewer / Wastewater Interceptor Upgrades: Design underway 2014 – 2015. Construction funds to be sought in FY16-18 budgets.
- Howard Brook Culverts Replacement: Anticipate construction in spring 2015.
- DPW Facility Study: DPW approached Fairgrounds Board to see if they would be interested in selling a portion of the Fairgrounds to the City for use as the potential future DPW site.
- Round Pond Expansion: No action in December.

Other:

- DPW populated the new CIP module for FY16 and out years through FY20. DPW produced FY16 operation and maintenance budgets.
- DPW participated in AFSCME contract negotiations.
- Rochester provided a proposed implementation plan to EPA to address their conditions in exchange for additional time before permit issuance. EPA approved the plan.



This page has
been
intentionally left
blank.



Memorandum

To: Dan Fitzpatrick, City Manager
Mayor TJ Jean
Members of the City Council

From: Lauren Colanto, Recreation & Arena
Assistant Director
Date: February 11, 2015
Re: January Department Report

Continuing to follow the goals of our Master Plan, consistent evaluation and evolution of department marketing takes place on a daily basis. Our Program Coordinator has collaborated with the Rochester Times to create a weekly posting titled “Happenings at Rochester Recreation & Arena”. This excerpt highlights rec programs and events and gives recaps to the past week’s rec sports. Multiple patrons have dropped into our programs stating that they read about these opportunities in the Rochester Times.

Programs designed to appeal to family units have gained exceptional popularity in January. Parent Child Open Gym hosted 402 children and parents this past month. Children ranging from infants to preteens gathered in the gymnasium for physical activity and socialization. This two hour, twice a week program also gives parents and guardians the opportunity to get out of the house and socialize with other caregivers. Public Ice Skating continues to maintain strong numbers with 368 skaters attending sessions at the Rochester Arena in January. From children to seniors, Public Ice Skating brings in a diverse crowd of ages and abilities. Many patrons have commented on the new bleachers and bathrooms at the arena and how they have improved their skating experience.



| Program | Participants |
|-----------------------------|--------------|
| Senior Power Hour | 97 |
| Senior Paint | 12 |
| Senior Open Gym | 18 |
| Senior Yoga | 29 |
| Senior Dance Class | 13 |
| Adult Volleyball | 68 |
| Adult Pick Up Basketball | 65 |
| Adult 30+ Basketball League | 81 |
| Adult House Hockey | 98 |
| Stay & Play | 4 |
| Parent Child Open Gym | 402 |
| Public Ice Skating | 368 |
| Learn to Skate | 56 |
| Youth Basketball | 353 |
| Teen Night | 225 |

Senior Programming remains very strong. Monday morning Senior Yoga has quickly gained a strong following. Each week we continue to meet new seniors who have read about this program in the news paper or had it recommended to them through word of mouth. Social networking has become evident through all of our senior programming, as our participants have formed new friendships and connections through attending recreation programs.

January Teen Night was a large success. Two hundred and twenty five 12-17 year olds attended last month. Recreation and Police Department staff provided supervision and interaction with participants, including but not limited to arts and crafts, basketball, dodge ball, music and dancing. Teen Night participants have also been taking advantage of Teen Night’s Licensed Alcohol and Drug Counselor. On an average Teen Night upwards of 50 teens will stop in to visit the LADC, chat with her and take part in her peer counseling sessions. Not only does our LADC focus on preventing substance abuse, but she guides teens in confidence building and healthy decision making.

As always, please visit our website at www.RochesterRec.com to learn more about our department’s happenings!





This page has
been
intentionally left
blank.




City of Rochester Tax Collector's Office
January 31, 2015

| Tax Year | | Annual Warrant | Collected | | Uncollected | |
|-------------|----------------|-------------------|---------------|--------|---------------------|-------|
| | | | Amount | % | Amount | % |
| 2014 | Warrant | 55,068,779 | 52,337,654.61 | 95.04% | 2,731,124.39 | 4.96% |
| 2013 | | 53,324,262 | 52,184,059.41 | 97.86% | 1,140,202.59 | 2.14% |
| 2012 | | 50,952,912 | 50,195,555.79 | 98.51% | 757,356.21 | 1.49% |
| 2011 | | 48,856,892 | 48,508,544.01 | 99.29% | 348,347.99 | 0.71% |
| 2010 | | 47,308,832 | 47,036,954.93 | 99.43% | 271,877.07 | 0.57% |
| 2009 | | 46,898,827 | 46,701,230.70 | 99.58% | 197,596.30 | 0.42% |
| 2008 | | 46,522,769 | 46,370,770.45 | 99.67% | 151,998.55 | 0.33% |
| 2007 | | 42,964,450 | 42,847,397.53 | 99.73% | 117,052.47 | 0.27% |
| 2006 | | 40,794,160 | 40,677,075.14 | 99.71% | 117,084.86 | 0.29% |
| 2005 | | 38,024,453 | 37,991,404.60 | 99.91% | 33,048.40 | 0.09% |
| 2004 | | 36,065,496 | 36,040,405.19 | 99.93% | 25,090.81 | 0.07% |
| 2003 | | 33,310,579 | 33,298,614.48 | 99.96% | 11,964.52 | 0.04% |
| 2002 | | 29,725,878 | 29,715,419.31 | 99.96% | 10,458.69 | 0.04% |
| 2001 | | 26,943,136 | 26,934,739.38 | 99.97% | 8,396.62 | 0.03% |
| 2000 | | 25,415,248 | 25,409,120.87 | 99.98% | 6,127.13 | 0.02% |
| 1999 | | 22,973,308 | 22,969,079.37 | 99.98% | 4,228.63 | 0.02% |
| 1998 | | 30,592,529 | 30,586,714.71 | 99.98% | 5,814.29 | 0.02% |
| 1997 | | 29,835,914 | 29,830,142.79 | 99.98% | 5,771.21 | 0.02% |
| 1996 | | 27,726,424 | 27,721,642.91 | 99.98% | 4,781.09 | 0.02% |
| 1995 | | 27,712,029 | 27,708,767.98 | 99.99% | 3,261.02 | 0.01% |
| 1994 | | 26,989,803 | 26,986,789.81 | 99.99% | 3,013.19 | 0.01% |
| 1993 | | 25,611,050 | 25,608,232.96 | 99.99% | 2,817.04 | 0.01% |
| 1992 | | 24,746,736 | 24,744,940.64 | 99.99% | 1,795.36 | 0.01% |
| 1991 | | 24,296,285 | 24,294,507.32 | 99.99% | 1,777.68 | 0.01% |
| | | | | | 5,960,986.11 | |

Tax Collector

Doreen Jones, CTC



This page has
been
intentionally left
blank.



**Rochester, New Hampshire
Inter office Memorandum**

**TO: Daniel Fitzpatrick
City Manager**

**FROM: Todd M. Marsh
Director of Welfare**

RECEIVED
FEB 10 2015
CITY CLERK'S OFFICE
ROCHESTER, NH

SUBJECT: Analysis of Direct Assistance for January 2015.

DATE: February 10, 2015

This office reported 54 formal client notes for the month of January.

Voucher amounts issued for January 2015 were as follows:


| | <u>8</u> <u>Families</u> <u>1 new</u> | <u>9</u> <u>Single</u> <u>4 new</u> |
|------------------------|---|---|
| Burial | .00 | .00 |
| Dental..... | .00 | .00 |
| Electricity..... | .00 | 34.96 |
| Food..... | .00 | .00 |
| Fuel heating | .00 | 579.60 |
| Mortgage | .00 | .00 |
| Medical | .00 | .00 |
| Prescriptions..... | .00 | .00 |
| Rent..... | 2,350.50 | 1,622.50 |
| Temporary Housing..... | .00 | .00 |
| Transportation | <u>12.00</u> | <u>.00</u> |
| TOTAL | \$2,362.50 | \$2,237.06 |

This represents an average cost per case/family of \$295.31 and case/Individual of \$248.56 for this month.

Total vouchers issued: \$4,599.56

There was a decrease of \$4,686.39 in assistance issued this month compared to January 2014. There was a decrease of \$3,794.94 in vouchers issued this month compared to last month.

We received reimbursements from the Interim Assistance Program SSI, State Medicaid and Personal Reimbursements totaling \$0



This page has
been
intentionally left
blank.





2/12/15

City of Rochester Formal Council Meeting

AGENDA BILL

NOTE: Agenda Bills are due by 10 AM on the Monday the week before the City Council Meeting.

AGENDA SUBJECT

COUNCIL ACTION ITEM ☐
INFORMATION ONLY ☐

FUNDING REQUIRED? YES ☐ NO ☐
* IF YES ATTACH A FUNDING RESOLUTION FORM

RESOLUTION REQUIRED? YES ☐ NO ☐

FUNDING RESOLUTION FORM? YES ☐ NO ☐

| | | | |
|--|--|--|--|
| AGENDA DATE | | | |
| DEPT. HEAD SIGNATURE | | | |
| DATE SUBMITTED | | | |
| ATTACHMENTS YES <input type="checkbox"/> NO <input type="checkbox"/> | * IF YES, ENTER THE TOTAL NUMBER OF PAGES ATTACHED | | |

COMMITTEE SIGN-OFF

| | |
|--------------|--|
| COMMITTEE | |
| CHAIR PERSON | |

DEPARTMENT APPROVALS

| | |
|---------------------|--|
| DEPUTY CITY MANAGER | |
| CITY MANAGER | |

FINANCE & BUDGET INFORMATION

| | |
|---|--|
| FINANCE OFFICE APPROVAL | |
| SOURCE OF FUNDS | |
| ACCOUNT NUMBER | |
| AMOUNT | |
| APPROPRIATION REQUIRED YES <input type="checkbox"/> NO <input type="checkbox"/> | |

LEGAL AUTHORITY

SUMMARY STATEMENT

RECOMMENDED ACTION



City of Rochester, New Hampshire
Department of Building, Zoning and Licensing
Services

31 Wakefield Street * Rochester, NH 03867
 (603) 332-3508 * Fax (603) 509-1912

SECOND HAND DEALER
LICENSE APPLICATION

Name of Applicant Gary Brunet Telephone 603-312-0561
 Legal Address 29 Page St Somersworth, NH 03878
 Date of Birth 2-03-73 Place of Birth Salem, Mass US Citizen Y N
 Have you ever been convicted of a misdemeanor? Yes 1992
 If so, for what please list DWI in 1992
 Name of Business A & G Appliance Telephone 603-312-0561
 Mailing Address 29 page st Somersworth, NH 03878
 Description or Nature of Business Sales of used Appliance

I agree to comply with all rules and regulations pertaining to the City Ordinance adopted by the City of Rochester and all state statutes, where applicable, pertaining to the license applied for.

2-5-2015
 DATE

[Signature]
 SIGNATURE

Official Use Only

APPROVED

City Council _____

Zoning Board _____

Miscellaneous _____

Date of Issue _____

Date of Expiration _____

License Number _____

Amount Paid 50.00 Cash

LICENSING BOARD

[Signature]

City Manager

[Signature]

Police Chief

[Signature]

Fire Chief

Building, Zoning & Licensing Officer

02-05-15P02:16 RCVD

Historic District Commission
Michelle Mears
Staff Planner
Planning Department
City Hall – Second Floor
31 Wakefield Street
Rochester, NH 03867-1917
(603) 335-1338 Phone
(603) 335-7585 Fax
Michelle.mears@rochesternh.net



**City of Rochester
Historic District Commission
CERTIFICATE OF APPROVAL**

January 15, 2015

Gary Brunet
29 Page Street
Somersworth, NH

Re: Wall Sign for A & G Appliances Case # 120-394-DC-15

Dear Mr. Brunet,

I am pleased to inform you that the Historic District Commission (HDC) approved your application for the above referenced project at its meeting on January 14, 2015. The application for a wall sign at 1 Wakefield Street was approved as submitted.

Please note that this approval is valid for two years from the date of the HDC meeting. A sign permit and a building must be obtained and substantial work on the project must commence by January 14, 2017 or this approval will become null and void. Contact the City of Rochester Building, Zoning, Licensing and Licensing Services Department at 332-3508 for any permits you may need.

Thank you for your cooperation with the review process. Please feel free to contact me with any questions or concerns.

Sincerely,

Michelle Mears
Staff Planner

cc: Historic District Commission
Jim Grant, Director of Building, Zoning, and Licensing Services
Michael Provost, Main Street
Jennifer Marsh, Economic Development Specialist
Historic District Commission

*"Working with our community partners to preserve and enhance
The historic architecture and cultural heritage of the city of Rochester"*