



City of Rochester, New Hampshire

WATER & SEWER BILLING

19 Wakefield Street • Rochester, NH 03867

603) 332-3110 Fax (603) 335-7580

DATE: January 6, 2015
TO: Utility Advisory Board
FROM: Blaine Cox, Director of Finance and Administration
REGARDING: Utility Advisory Board Meeting

Blaine Cox

There will be a meeting of the Utility Advisory Board on Monday, January 12, 2015 at 5:30 P.M. in the Conference Room.

AGENDA

1. Call to Order
2. Acceptance of November 10, 2014 Minutes - Page 3
3. Old Business

3.1 John & Linda Yerardi - Page 6
42 Meadow Lane
Rochester, NH 03867

3.2 Nicholas Wentworth - Page 27
P.O. Box 5
Rochester, NH 03866

Re: 89 Ebony Drive
Rochester, NH 03867

4. Appeals

4.1 Nicholas Blougouras - Page 33
P.O. Box 855
Rochester, NH 03866

Re: 49 Allen Street
Rochester, NH 03867

4.2 James Wheeler - Page 38
6 Dominicus Court
Rochester, NH 03867

4.3 Elvira Dun - Page 43
9 Rochester Hill Road
Rochester, NH 03867

4.4 Rochester Historical Society - Page 48
58 Hanson Street
Rochester, NH 03867

6. Water & Sewer Rates: Review for Council Recommendation - Page 57
7. Monthly Financial Statements - Page 68
8. Other
9. Adjournment

Copy to: City Manager Fitzpatrick
Mr. Peter Nourse
John & Linda Yerardi
Nicholas Blougouras
James Wheeler
Elvira Dun
Rochester Historical Society
Nicholas Wentworth

UTILITY ADVISORY BOARD MEETING
November 10, 2014
CITY COUNCIL CONFERENCE ROOM
5:30 P.M.

MEMBERS PRESENT

Daniel Peterson
Arthur Hoffman
Shawn Libby
Tom Willis

OTHERS PRESENT

Blaine Cox, Deputy City Manager
Rob Partridge representing
Frank Spinale

MEMBERS ABSENT

Sharon Parshley

MINUTES

1. Call to Order.

Daniel Peterson called the meeting to order at 5:30 P.M. Sharon Parshley was absent; all other Board members were present.

2. Acceptance of October 14, 2014 Minutes

Tom Willis **MOVED** to accept the October 14, 2014 minutes as written. The motion was seconded and was **ADOPTED** on a unanimous voice vote.

3. Old Business

3.1 Spinale Appeal

The customer is seeking reconsideration of his March appeal and requesting abatement of 115 units of water and sewer that Mr. Spinale attributed to having an old water meter.

Deputy City Manager Cox's recommendation is that no abatement of water fees and no abatement of sewer fees be granted.

Mr. Rob Partridge was present and explained the abatement request for 66 Washington Street. He described how the original water meter was changed out and tested, how "scale build-up" can effect meter readings and that "air surges" were encountered during construction of the Groen Building. Upon questioning of the UAB, it was ascertained that the pizza shop pays 2/3's of the water bill and the two residential units pay the other 1/3.

Shawn Libby **MOVED** to abate 100 units of water and sewer valued at \$1,084.00, however, the motion did not gain a second and therefore **FAILED**.

Arthur Hoffman noted that a lime scale build-up would be noticed as a gradual change in meter readings over time and not a sudden change in readings. Tom Willis **MOVED** to deny any abatement, Arthur Hoffman provided a second to the motion which was **ADOPTED** on a unanimous voice vote.

4. Appeals

4.1 Wentworth Appeal

The appellant seeks an abatement of \$5.64 in interest charges.

Deputy City Manager Cox's recommendation is that no abatement be granted to this request.

The above recommendation is based upon the following findings:

1. Invoice for water meter installation was mailed to the correct address and was received by the customer as evidenced by his visit to the Revenue Building on September 23, 2014 in an effort to discuss the billing.
2. Customer's inability to "address the bill" on September 23, 2014 when the Utility Billing office closed early does not eliminate his responsibility to make payment in a timely manner.
3. Per the City's Water Ordinances, specifically, Section 17.19 Billing and Payment, "Water bills shall be due and payable upon presentation and shall become delinquent thirty (30) days after the date of issuance. Interest shall accrue on bills not paid when due...the failure of a customer to receive water bills does not relieve the customer of the responsibility of making prompt payment...."
4. Although the Utility Billing Office was closed on September 23, 2014 when the customer appeared at the Revenue Building, the Tax Office was open and able to take the customer's payment.

Arthur Hoffman **MOVED** to deny the abatement request. The motion received a second and the motion was **ADOPTED** on a unanimous voice vote.

4.2 Brown Appeal

The appellant is seeking abatement of the \$60.00 reactivation fee.

Deputy City Manager Cox's recommendation is to abate the \$60.00 fee.

The above recommendation is based upon the following findings:

1. Customer claims she "was never made aware" that her water service would be subject to termination the next business day if she failed to make any one of her agreed upon payment plan payments. The Utility Billing staff report that the customer's verbally agreed upon payment plan discussion included telling her that failure to make payments on or before the due dates would result in termination of services.
2. Per the City's Water Ordinances, specifically, Section 17.21 Agreements and Shutoffs " An agreement between the City...and the customer may be signed on a form...established by the Finance Director..." A Payment Arrangement form has been in use for many years (copy attached).
3. A Payment Arrangement form was not utilized in this case and there is no way to document exactly what payment terms were conveyed to the customer.

Arthur Hoffman **MOVED** to abate the reactivation fee of \$60.00. The motion received a second and the motion was **ADOPTED** on a unanimous voice vote.

5. Financials

There was no discussion on the Monthly Financial Statements.

6. Other

There was no other items brought forth for discussion

7. Adjournment

Dan Peterson **MOVED** to adjourn the meeting. The motion received a second and the motion was **ADOPTED** on a unanimous voice vote.

The meeting adjourned at 6:29 P.M.

Respectfully,

Blaine M. Cox
Deputy City Manager

BMC: sam



City of Rochester, New Hampshire

WATER & SEWER BILLING

19 Wakefield Street • Rochester, NH 03867

(603) 332-3110 Fax (603) 335-7580

Date: January 06, 2015

To: Utility Advisory Board

From: Blaine Cox, Director of Finance & Administration

Re: Water/Sewer Billing Appeal Application

Dated: 09/05/2014

Customer Name: John & Linda Yerardi

Account: #143001

Service Address: 42 Meadow Lane

Rochester, NH 03867

The attached appeal has been reviewed in accordance with the provisions of the City of Rochester Ordinances, Chapter 16 "Sewer Ordinance" subsection 16.18 "Appeals," and Chapter 17 "Water" subsection 17.20 "Appeals."

Recommendations

The Utility Advisory Board suspended action on this abatement request "pending additional monitoring...of water usage..."

The Utility Billing Office is reporting:

<u>Date</u>	<u>Reading</u>	<u>Usage</u>	<u>Usage/Mo</u>
Jan 2015	31	6	6
Dec 2014	25	5	5
Nov 2014	20	6	3
Sept 2014	14	14	7
July 2014	81	12	12
June 2014	69	27	9
Mar 2014	42	42	7
Dec 2013	none	0	no reading
Sept 2013	867	19	6
June 2013	848	10	3
Average			<hr/> 5.8

Based upon the above data, I remain at my original recommendation that no abatement be granted in response to this request.

The above recommendation is based upon the following findings:

1. No leaks have been identified.
2. Both of the new meters have measured increased usage as compared to the readings of the original meter. This is often the situation as older meters typically under measure usage. The first new meter was flow tested and found to be reading accurately.
3. Usage over the past 18 months has been measured consistently at an average of 5.8 units.

Blaine M. Cox
Deputy City Manager

1-6-2015
Date

4.5 Yerardi Appeal

The appellant seeks an abatement for higher than normal usage as well as an investigation to explain the discrepancies in their meter readings.

Deputy City Manager Cox's recommendation is that no abatement be granted in response to this request.

The above recommendation is based upon the following findings:

1. No leaks have been identified.
2. Both of the new meters installed have measured increased usage as compared to the readings of the previous meter. The first new meter was flow tested and found to be reading accurately.

John Yerardi was present and he explained his abatement request. After a lengthy discussion between the Board and Mr. Yerardi, Tom Willis **MOVED** to suspend action on the abatement pending additional monitoring by the water department of water usage at the service location. The motion received a second and was **ADOPTED** on a unanimous voice vote.

Shirley McCrillis

From: Ann Dupuis
Sent: Monday, January 05, 2015 10:36 AM
To: Shirley McCrillis
Cc: Blaine Cox
Subject: 42 Meadow Lane, Yerardi Appeal
Attachments: Scanned from a Xerox Multifunction Device.pdf

Attached is copy of our Service Order indicating the meter readings for November (20), December (24), and January (31). Also attached is copy of consumption history indicating 12/9/14 reading of 25, which is the quarterly billing.

Ann Dupuis

Utility Billing Administrator
Water & Sewer Billing
City of Rochester, NH 03867
Tel. # 603-335-7501
Fax #603-335-7580

ann.dupuis@rochesternh.net

-----Original Message-----

From: Revenue_XEROX@rochesternh.net [mailto:Revenue_XEROX@rochesternh.net]
Sent: Monday, January 05, 2015 9:47 AM
To: Ann Dupuis
Subject: Scanned from a Xerox Multifunction Device

Please open the attached document. It was scanned and sent to you using a Xerox Multifunction Device.

Attachment File Type: pdf, Multi-Page

Multifunction Device Location:
Device Name: XRX9C934E1E1539

For more information on Xerox products and solutions, please visit <http://www.xerox.com>

10/23/2014 09:09
ann

CITY OF ROCHESTER
UB Service Order

P 1
ubworkor

Date Entered: 10/23/2014
Entered By: ann
Reference: 14939

District: 01 Type: R

Account #: 143001
BOOK: 14
Read Seq: 3001

YERARDI JOHN M & LINDA A
42 MEADOW LANE
ROCHESTER, NH 03867-5017

Location: 42 MEADOW LN

Subdiv:
Lot:

Service : 100 -001 RESIDENTIAL WAT Parcel: 013600350000

Meter Info.	Manuf/Serial	Other Meter	Manuf/Serial
Read Meter	SENS 76166952		
Installed Date	07/11/2014		
# of Dials	8		

Last Reading Info.

Year/Mo	R	Reading	Usage	Year/Mo	R	Reading	Usage
2014/ 9	A	14	14	2013/	I	867	19
2014/	I	81	12	2013/ 6	A	848	10
2014/ 6	A	69	27	2013/ 3	A	838	9
2014/ 3	A	42	42	2012/12	A	829	7
2013/12	A			2012/ 9	A	822	40
2013/ 9	A			2012/ 6	A	782	9

Reason Code: RERD REREAD
Serv Order Type: MISC MISCELLANEOUS SERVICE
Assigned To:
Date Scheduled: ~~11/03/2014~~ Time Scheduled: ANY
~~12/1/14~~ 1/5/15

Comments: UAB REQUESTED MONTHLY READINGS ON THIS ACCOUNT UNTIL JAN.
NOVEMBER, DECEMBER AND JANUARY
RECORD READING AND MOVE TO NEXT MONTH

Service Comment: RIGHT

Add'l Info:

Work Completed By: GEORGE Date Completed: _____
Completed Reason:

11/3 - 20

12/3 - 24

1/5 - 31

01/05/2015 10:08
ann

CITY OF ROCHESTER
UB Consumption History Report

1
P
ubcnninq

Account Number Service	Customer # Name Mfr Meter Number	Cd Read Date Time	Parcel By	Bill # Curr Read	Location Usage	Repl Usage	Charge Amt	Billed Amt	Status
143001	34649 YERARDI JOHN M & LINDA A		013600350000		42 MEADOW LN				Active
100	1 RES WATER	A 12/09/2014		13897312	11	0	51.37	51.37	51.37
100	1 RES WATER	A 09/19/2014		13889906	14	12	121.42	121.42	121.42
100	1 RES WATER	I 07/11/2014		0	12	0	.00	.00	.00
100	1 RES WATER	A 06/09/2014		13882485	27	0	126.09	126.09	126.09
100	1 RES WATER	A 03/04/2014		13875069	42	0	193.35	193.35	193.35
100	1 RES WATER	A 12/20/2013		13867785	0	0	17.48	17.48	17.48
100	1 RES WATER	A 09/17/2013		13860393	0	19	87.40	87.40	87.40
100	1 RES WATER	I 09/17/2013		0	19	0	.00	.00	.00
100	1 RES WATER	A 06/12/2013		13853010	10	0	46.00	46.00	46.00
100	1 RES WATER	A 03/18/2013		13845635	9	0	41.40	41.40	41.40
100	1 RES WATER	A 12/07/2012		13838345	7	0	31.49	31.49	31.49
100	1 RES WATER	A 09/10/2012		13831051	40	0	179.60	179.60	179.60
100	1 RES WATER	A 06/11/2012		13823680	9	0	40.41	40.41	40.41
100	1 RES WATER	A 03/13/2012		13816317	8	0	35.92	35.92	35.92
100	1 RES WATER	A 12/09/2011		13809082	7	0	31.43	31.43	31.43
100	1 RES WATER	A 09/16/2011		13801769	40	0	175.56	175.56	175.56
100	1 RES WATER	A 06/14/2011		13794474	16	0	68.64	68.64	68.64
100	1 RES WATER	A 03/18/2011		13787167	8	0	34.32	34.32	34.32
100	1 RES WATER	A 12/13/2010		13779988	7	0	30.03	30.03	30.03
100	1 RES WATER	A 09/15/2010		13772728	28	0	119.54	119.54	119.54
100	1 RES WATER	A 06/11/2010		13765397	12	0	50.28	50.28	50.28
100	1 RES WATER	A 03/19/2010		13758242	8	0	33.52	33.52	33.52
100	1 RES WATER	A 12/15/2009		13751078	7	0	29.33	29.33	29.33
100	1 RES WATER	A 09/16/2009		13743798	9	0	37.48	37.48	37.48
100	1 RES WATER	A 06/15/2009		13736508	20	0	80.80	80.80	80.80

** END OF REPORT - Generated by Ann Dupuis **



City of Rochester, New Hampshire

WATER & SEWER BILLING

19 Wakefield Street • Rochester, NH 03867

(603) 332-3110 Fax (603) 335-7580

Date: October 5, 2014

To: Utility Advisory Board

From: Blaine Cox, Director of Finance & Administration

Re: Water/Sewer Billing Appeal Application

Dated: 09/05/2014

Customer Name: John & Linda Yerardi

Account: #143001

Service Address: 42 Meadow Lane

Rochester, NH 03867

The attached appeal has been reviewed in accordance with the provisions of the City of Rochester Ordinances, Chapter 16 "Sewer Ordinance" subsection 16.18 "Appeals," and Chapter 17 "Water" subsection 17.20 "Appeals."

Recommendations

I recommend that no abatement be granted in response to this request.

The above recommendation is based upon the following findings:

1. No leaks have been identified.
2. Both of the new meters installed have measured increased usage as compared to the readings of the previous meter. The first new meter was flow tested and found to be reading accurately.

Blaine M Cox

Digitally signed by Blaine M Cox
DN: cn=Blaine M Cox, o=City of Rochester
New Hampshire, ou=Department of Finance,
email=blaine.cox@rochesternh.net, c=US
Date: 2014.10.07 10:42:24 -0400

Blaine M. Cox
Deputy City Manager

2014-10-07

Date

WATER/SEWER BILLING MEMORANDUM

RECEIVED
SEP 22 2014
FINANCE OFFICE
CITY OF ROCHESTER

TO: Blaine Cox

FROM: Samantha Juneau

DATE: September 15, 2014

SUBJECT: John & Linda Yerardi, 42 Meadow Lane, Rochester, NH

Water/Sewer Billing Appeal Application

Attached please find the Water/Sewer Billing Appeal Application received from John & Linda Yerardi along with a copy of the March and June 2014 bills in question. They are also questioning the "0" reading in December. These readings were all taken after the meter was replaced per the Meter Replacement Program in September 2013.

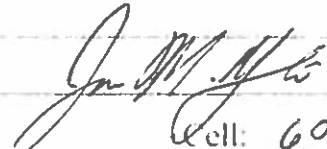
These readings were higher than the residents average annual usage. A meter test was requested by the Yerardi's and the meter came back to be functioning properly. Neptune meters were replaced by the City as they were not considered to be accurate meters and often calculated usage "slow".

A letter from the Yerardi's is included, as well as a detailed chart of consumption calculated by them. She would like an adjustment to her March and June bills.

-Please read the attached notes from the account
also *

CITY OF ROCHESTER
Water/Sewer Billing Appeal Application

Office Use Only:
Received:

1. Date of Appeal: 09-05-14
2. Property Owner's Name: JOHN + LINDA YERARDI Account #: 143001
3. Billing Address: 42 MEADOW LANE
ROCHESTER, NH
4. Service Location: 42 MEADOW LANE Zip Code 03867
5. Owners Representative: SELF
6. Owners Representative's Signature: 
7. Phone #: _____ Cell: 603-834-4982
8. Email Address: YERARDIJ@YAHOO.COM

(Agendas and Decision Letters will be emailed).

9. Billing Period that is being appealed is from 09-2013 to PRESENT

10. Abatement is being requested for:

- a. How many units of water _____ x 4.67 = \$ _____
- b. How many units of sewer _____ x 6.24 = \$ _____
- c. Water & Sewer Department Fees of: \$ _____
- Total \$ _____

11. Explanation of Appeal Request:

PLEASE SEE ATTACHED EXPLANATION FOR
DETAILS.

12. Do you dispute the meter reading used to determine your units of usage?

☒ Yes ☐ No (circle one)

If yes, why?

PLEASE SEE ATTACHED.

13. Do you claim that there was a leak that caused higher than normal units of usage?

Yes ☒ No (circle one)

If yes, did the water enter the sewer system? _____

If yes, has the leak been repaired? _____

Who made the repair? _____

Has proof of the repair been attached to this appeal form? _____

14. If your appeal is denied, will this cause you financial hardship for which you will seek assistance from the City? If so, explain:

NO

Please note:

- 1. The Utility Advisory Board reviews abatement appeals at its monthly meetings which occur on the second Monday of every month at 5:30 P.M. at City Hall.*
- 2. Abatement Appeal Applications must be received by the 20th of the month to be placed on the following month's UAB agenda.*
- 3. Customer's seeking an abatement are encouraged, but not required, to appear before the UAB when their abatement appeal is reviewed.*

42 Meadow Lane
Explanation of Appeal Request

I am filing this appeal due to my water usage and water bill more than doubling since the mandatory installation of a new electronic meter.

In the Summer of 2013, I received a notice from the City of Rochester Water Department stating that I had to have my water meter replaced. This confused me as I had spoken with several other people with the same meter I had and they had not received this notice, and still have not as of today. I received a Second Notice in July 2013. I called and scheduled the appointment to have my meter replaced on September 17, 2013.

Up to September 2013, my water usage had averaged 52.55 units (usage in 100 cubic feet) per year since 2002. Please see attached data and charts.

After having the new meter installed, I received my first bill for a reading on December 20, 2013. The bill did not list how many units were used and I did not really pay it much attention.

On March 6, 2014, the Water Department sent me a letter stating that my meter "reading is higher than usual" being at 42 units on a March 4, 2014 reading. I called the Water Department to find out what was going on with my bill. I was told that the December 2013 reading was "0". I told her that was not possible as we were home during that period and had normal water usage. I asked if it was possible that the reader did not connect properly and that the March reading of 42 was for both December and March (a 6 month reading). I was told that was not the case, *the meter was read properly in December and it read "0"*.

On March 14, 2014, the Water Department sent a technician to my house to look at the meter. He said the meter looked fine and he could not explain the reading discrepancy. He said that he could send the meter out to be tested but, if it came back okay, then I would be responsible for the \$60 testing fee. Not sure what to do, the technician recommended that I pay the March bill and wait to see if there is still a problem in the June reading. I took his advice and paid the bill.

The next bill I received was read on June 9, 2014 and showed 27 units used. This made a total of 69 units in six months! That is far more than my normal annual usage of 52.55 units.

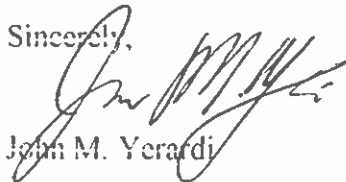
I contacted the Water Department again. She could not explain the discrepancy and said she would send the meter out to be tested. On July 11, 2014, the technician came to my house and replaced the meter.

On August 21, 2014, I spoke with the Water Department and was told that the meter tested properly. This makes no sense to me. How can a meter that is working properly have a reading of "0" in December?? The woman I spoke with could not explain the discrepancies in the readings. She recommended that I appeal these bills to find out what is wrong with these readings.

I have attached data and charts for my water usage dating back to 2002. The 'averages' I used were from 2002-2012. I did not include 2013 because of the "0" reading in December, therefore making 2013 unusable data.

I would appreciate an investigation and/or explanation into these discrepancies and an appropriate adjustment made.

Sincerely,



John M. Yerardi

Enc: Water Reading Data; Quarterly Water Usage Chart; Annual Water Usage Chart; Annual Water Bill

Water Reading Data
42 Meadow Lane
March 2002 to June 2014

<u>Read Date</u>	<u>Usage in 100</u> <u>cu. Feet</u>	<u>Charge</u>	<u>Year</u>	<u>Annual</u> <u>Usage in 100</u> <u>cu. Feet</u>	<u>Charge</u>
03/06/02	7	\$23.03			
06/04/02	8	\$26.32			
09/05/02	26	\$85.54			
12/02/02	8	\$26.32	2002	49	\$161.21
03/18/03	8	\$26.32			
06/17/03	9	\$29.61			
09/12/03	14	\$46.06			
12/10/03	8	\$26.32	2003	39	\$128.31
03/12/04	9	\$29.61			
06/09/04	11	\$36.19			
09/10/04	13	\$42.77			
12/13/04	12	\$39.48	2004	45	\$148.05
03/16/05	10	\$32.90			
06/10/05	11	\$36.19			
09/12/05	17	\$55.93			
12/08/05	10	\$32.90	2005	48	\$157.92
03/02/06	9	\$29.61			
06/06/06	12	\$39.48			
09/07/06	13	\$44.35			
12/13/06	11	\$37.95	2006	45	\$151.39
03/14/07	10	\$34.50			
06/07/07	11	\$37.95			
09/07/07	31	\$111.09			
12/19/07	11	\$39.93	2007	63	\$223.47
03/10/08	9	\$32.67			
06/16/08	19	\$68.97			
09/10/08	15	\$59.54			
12/02/08	10	\$40.40	2008	53	\$201.58
03/10/09	10	\$40.40			
06/15/09	20	\$80.80			
09/16/09	9	\$37.48			
12/15/09	7	\$29.33	2009	46	\$188.01
03/19/10	8	\$33.52			
06/11/10	12	\$50.28			
09/15/10	28	\$119.54			
12/13/10	7	\$30.03	2010	55	\$233.37
03/18/11	8	\$34.32			
06/14/11	16	\$68.64			
09/16/11	40	\$175.56			
12/09/11	7	\$31.43	2011	71	\$309.95
03/13/12	8	\$35.92			
06/11/12	9	\$40.41			
09/10/12	40	\$179.60			
12/07/12	7	\$31.49	2012	64	\$287.42
03/18/13	9	\$41.40			
06/12/13	10	\$46.00			
09/17/13	19	\$87.40			
12/20/13	0	\$17.48	2013	38	\$192.28
03/04/14	42	\$193.35			
06/09/14	27	\$126.09	2014	69	\$319.44

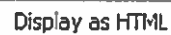
*The readings of 40 in September of 2011 and 2012 are correct. We watered our lawn a lot (twice a day) those two summers.

Account: 143001

[2014-03-06 14:37:58 ann]: 42 UNITS ON MARCH BILL - LETTER SENT

[2014-08-11 11:04:30 kathy]: 7/11/14 OWNER REQUESTED METER CHANGE AND TEST.

[2014-09-17 08:49:11 sjuneau]: AN APPEAL IS IN THE PROCESS BECAUSE SINCE A NEW METER WAS PUT IN HE HAS HAD HIGH READINGS. THAT METER WAS TAKEN OUT ON JULY 11TH, SENT TO BE TESTED AND REPLACED WITH ANOTHER METER. SPOKE TO HIM TODAY AND HE HAS A HIGH USAGE ON THE NEW METER AS WELL BUT SWEARS HE HAS NO LEAKS. THE METER THAT WAS SENT OFF TO BE TESTED CAME BACK WITH OVER 100% ACCURACY. I DON'T SEE HOW THAT FIRST METER THAT WAS REPLACED COULD BE RUNNING HIGH AND NOW ANOTHER NEW ONE.. I THINK HE HAS A SMALL LEAK THAT HE HASN'T NOTICED. TWO METERS IN A ROW RUNNING HIGH IS VERY UNLIKELY, CONSIDERING THE FIRST ONE PASSED ITS TESTING WITH FLYING COLORS.]

A button with a small icon of a checkmark and the text "Check Spelling".A button with the text "Display as HTML".



Meter & Backflow Services

Division of E.J. Prescott, Inc.

210 Sheep Davis Road
Concord, New Hampshire 03301

Telephone (603) 224-8425

Fax (603) 224-3842

Website: <http://www.EJPrescott.com>

E-mail: ejp@EJPrescott.com

Municipality
Rochester Water

METER TEST REPORT

Tech Name: N. Whiteman
Date: 7/21/14

Meter Location
Tested at MBS SHOP

Notes:

Meter Information

Size: 5/8-3/4 Make: Sensus

Type: Iperl

Serial #: 76166848

Serial #:

Register Type:

CF

Test	Flow Rate (GPM)	Begin Read	End Read	Registered	CF	Accuracy (%)
Low Flow	1/4	8172.678	8173.663	0.985	1	98.50%
Medium Flow	2	8173.663	8174.668	1.005	1	100.50%
High Flow	15	8174.668	8184.891	10.223	10	102.23%

Test performed in accordance with AWWA
recommendations as found in AWWA Manual M6

New Meter Standards

Low Flow 95% - 101%

Medium flow 98.5%-101.5

High Flow 98.5%-101.5%

Meters over 1 year old standards

Low Flow 90% - 101%

Signature: 

My File Edit Tools Help



consumption history

Account

Tier History

Account 143001

Customer 34649

Replace Hist

Parcel 013600350000

YERARDI JOHN M & LINDA A

Demand Inq

Location 42 MEADOW LN

Status Active

Report Options

Service

Service 100

001 RES WATER

Mfr SENS

Meter = 76166952

1 of 1

Consumption history

Read Date	Read Time	Bill#	P	R	Current	Usage	Repl Use	Use Days	Bill Amt	Charg
06/09/2014			0	1		69	27	0	97	126.09
03/04/2014				A		42	42	0	74	193.35
12/20/2013				A		0	0	0	94	17.48
09/17/2013				A		0	0	19	97	87.40
09/17/2013			0	I		867	19	0	97	.00
06/12/2013				A		848	10	0	86	46.00
03/18/2013				A		838	9	0	101	41.40
12/07/2012				A		829	7	0	88	31.49
09/10/2012				A		822	40	0	91	179.60
06/11/2012				A		782	9	0	90	40.41
03/13/2012				A		773	8	0	95	35.92



2 of 3

09/15/2014 08:59
sjuneau

CITY OF ROCHESTER
IUB Consumption History Report

P 1
ubcnsing

Account Number Service	Customer # Name Mfr Meter Number	Cd Read Date Time	Parcel By	Bill # Curr Read	Location Usage Repl Usage Charge Amt	Status Billed Amt
143001	34649 YERARDI JOHN M & LINDA A		013600350000		42 MEADOW LN	Active
100 - 1 RES WATER	SENS76166848	I 07/11/2014		81	12 0 .00	.00
100 - 1 RES WATER	SENS76166848	A 06/09/2014	13682485	69	27 0 126.09	126.09
100 - 1 RES WATER	SENS76166848	A 03/04/2014	13675069	42	42 0 193.35	193.35
100 - 1 RES WATER	SENS76166848	A 12/20/2013	13867785		0 0 17.48	17.48
100 - 1 RES WATER	SENS76166848	A 09/17/2013	13860393		0 19 87.40	87.40
100 - 1 RES WATER	NEPT31456408	I 04/17/2013		867	19 0 .00	.00
100 - 1 RES WATER	NEPT31456408	A 06/12/2013	13853010		10 0 46.00	46.00
100 - 1 RES WATER	NEPT31456408	A 03/18/2013	13845635		9 0 41.40	41.40
100 - 1 RES WATER	NEPT31456408	A 12/07/2012	13838345		7 0 31.49	31.49
100 - 1 RES WATER	NEPT31456408	A 09/10/2012	13831051		40 0 179.60	179.60
100 - 1 RES WATER	NEPT31456408	A 06/11/2012	13813688		4 0 40.41	40.41
100 - 1 RES WATER	NEPT31456408	A 03/13/2012	13816317		8 0 35.92	35.92
100 - 1 RES WATER	NEPT31456408	A 12/09/2011	13809082		7 0 31.43	31.43
100 - 1 RES WATER	NEPT31456408	A 09/16/2011	13801769		40 0 175.56	175.56
100 - 1 RES WATER	NEPT31456408	A 06/14/2011	13794474		16 0 60.64	60.64
100 - 1 RES WATER	NEPT31456408	A 03/18/2011	13787167		8 0 34.32	34.32
100 - 1 RES WATER	NEPT31456408	A 12/13/2010	13779988		7 0 30.03	30.03
100 - 1 RES WATER	NEPT31456408	A 09/15/2010	13772728		28 0 119.54	119.54
100 - 1 RES WATER	NEPT31456408	A 06/11/2010	13765397		12 0 50.28	50.28
100 - 1 RES WATER	NEPT31456408	A 03/19/2010	13758242		8 0 33.52	33.52
100 - 1 RES WATER	NEPT31456408	A 12/15/2009	13751078		7 0 29.33	29.33
100 - 1 RES WATER	NEPT31456408	A 09/16/2009	13743798		9 0 37.48	37.48
100 - 1 RES WATER	NEPT31456408	A 06/15/2009	13736508		20 0 80.80	80.80

** END OF REPORT - Generated by Samantha Juneau **

consumption
history back to
2009



City of Rochester
P.O. Box 981096
Boston MA 02298-1096

WATER & SEWER BILL

Remit Copy

Please write your account number on your check
and enclose this portion of bill with your payment.
Make checks payable to: City of Rochester

Bill Number	Account Number	Bill Date	Past Due Date	Past Due	Other Current Charges	Current Charges
13882485	143001	06/17/2014	07/21/2014	0.00	.00	126.09
Amount Due						\$0.00

143001
YERARDI JOHN M & LINDA A
42 MEADOW LANE
ROCHESTER, NH 03867-5017

Please Note Address Correction Below:

Name _____
Street _____
City _____ State _____ Zip _____



92096042014913882485900000000000

✂ Detach and return the above portion with your payment ✂



City of Rochester
Rochester, New Hampshire

WATER & SEWER BILL

Customer Copy

Keep this portion for your records

Customer YERARDI JOHN M & LINDA A			Service Address 42 MEADOW LN /			
Bill Number 13882485	Account Number 143001		Past Due Date 07/21/2014		Bill Date 06/17/2014	
Description RES WATER	Read Date		Meter Readings		Usage in 100 cu. feet 27	Charge 126.09
	Current 06/09/2014	Previous 03/04/2014	Current 69	Previous 42		
Last Payment Amt 126.09	Last Payment Date 07/21/2014	Past Due 0.00	Other Current Charges .00	Current Charges 126.09	Amount Due \$0.00	

WATER \$4.67, ELDERLY \$1.99, MINIMUM \$17.74, MINIMUM ELDERLY \$14.21
SEWER \$6.24, ELDERLY \$4.15, MINIMUM \$29.85, MINIMUM ELDERLY \$23.76
WWW.ROCHESTERNH.NET
MASTERCARD, DISCOVER & AMX CARD PMTS IN TAX OFFICE. 2.95% SERCHARGE

BILL IS DUE UPON PRESENTATION

Payment is due upon receipt. Interest accrues daily from the past due date at the rate of 12% interest per annum computed to the payment date. Past due bills shall cause water shut off and may become a lien on the property.

100 CU. FT. = 748 Gallons
Rate per 100 cubic feet.

Remit payment to:

City of Rochester
Tax Collector's Office
P.O. Box 981096
Boston MA 02298-1096

For all other correspondence or accounting inquiries:

City of Rochester
Water & Sewer Billing Office
19 Wakefield Street
Rochester, NH 03867

Phone: 1 (603) 332 - 3110 Billing Office
1 (603) 330 - 7127 Off Hour Emergencies

Consumption billed in hundreds of cubic feet. Non-receipt of issued bill not deemed excuse for failure to pay. Property owner responsible for protection of meter from loss and damage. Any person other than an employee of the Rochester Water Department who turns water off or on at curb stop, without permission, may be subject to a fine.



City of Rochester
P.O. Box 981096
Boston MA 02298-1096

WATER & SEWER BILL

Remit Copy

Please write your account number on your check
and enclose this portion of bill with your payment.
Make checks payable to: City of Rochester

Bill Number	Account Number	Bill Date	Past Due Date	Past Due	Other Current Charges	Current Charges
13875069	143001	03/20/2014	04/21/2014	-0.01	.00	193.35
Amount Due						\$0.00

143001
YERARDI JOHN M & LINDA A
42 MEADOW LANE
ROCHESTER, NH 03867-5017

Please Note Address Correction Below:

Name _____
Street _____
City _____ State _____ Zip _____



92096042014913875069000000000000

✕ Detach and return the above portion with your payment ✕



City of Rochester
Rochester, New Hampshire

WATER & SEWER BILL

Customer Copy

Keep this portion for your records

Customer			Service Address			
YERARDI JOHN M & LINDA A			42 MEADOW LN /			
Bill Number 13875069	Account Number 143001		Past Due Date 04/21/2014		Bill Date 03/20/2014	
Description RES WATER	Read Date		Meter Readings		Usage in 100 cu. feet 42	Charge 193.35
	Current 03/04/2014	Previous 12/20/2013	Current 42	Previous		
Last Payment Amt 126.09	Last Payment Date 07/21/2014	Past Due -0.01	Other Current Charges .00	Current Charges 193.35	Amount Due \$0.00	

WATER \$4.67; ELDERLY \$2.02, MINIMUM \$17.74, MINIMUM ELDERLY \$14.21
SEWER \$6.24, ELDERLY \$4.15, MINIMUM \$29.85, MINIMUM ELDERLY \$23.76
WWW.ROCHESTERNH.NET
MASTERCARD, DISCOVER & AMX CARD PMTS IN TAX OFFICE. 2.95% SURCHARGE

BILL IS DUE UPON PRESENTATION

Payment is due upon receipt. Interest accrues daily from the past due date at the rate of 12% interest per annum computed to the payment date. Past due bills shall cause water shut off and may become a lien on the property.

Remit payment to:

City of Rochester
Tax Collector's Office
P.O. Box 981096
Boston MA 02298-1096

For all other correspondence or accounting inquiries:

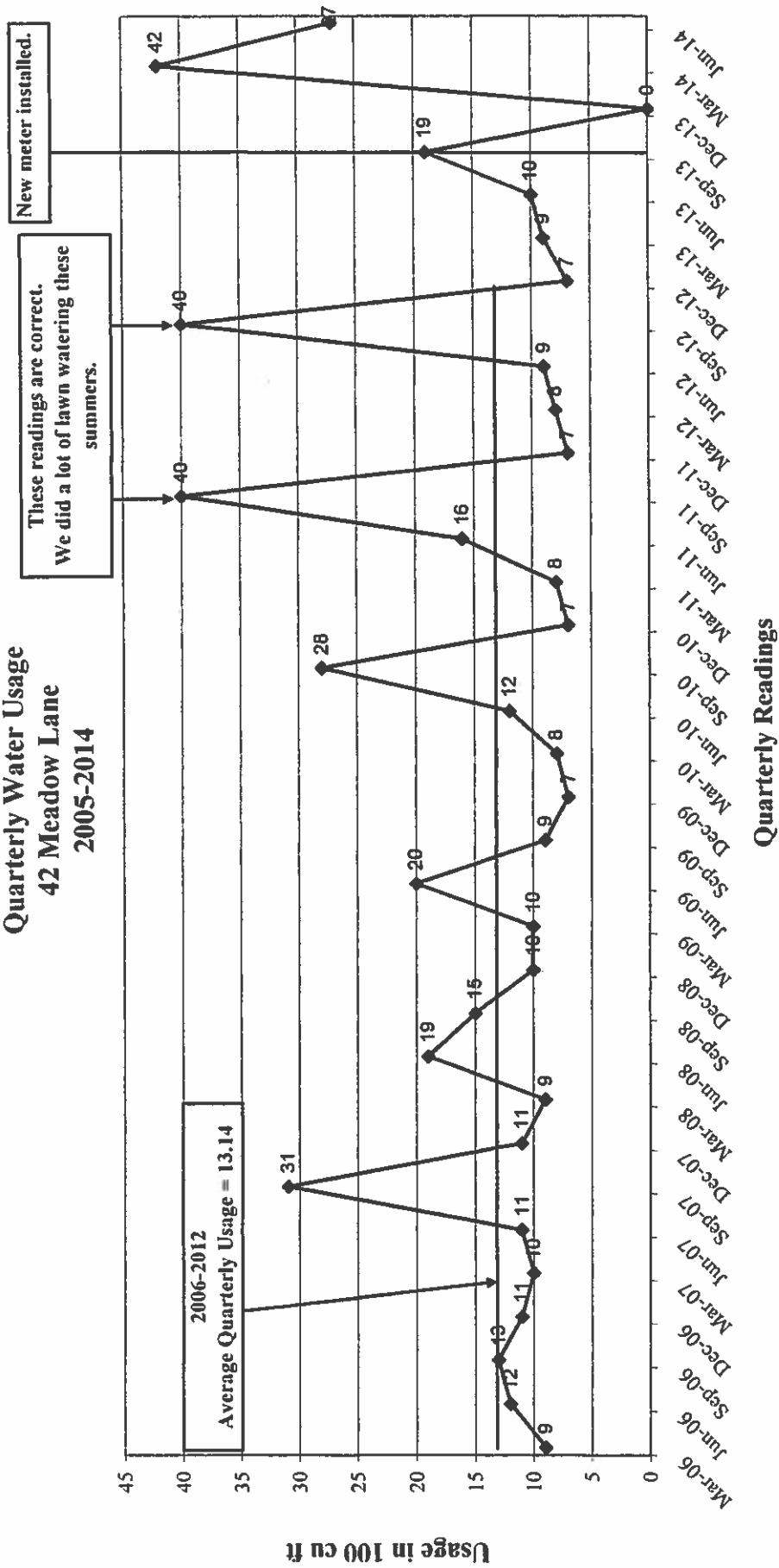
City of Rochester
Water & Sewer Billing Office
19 Wakefield Street
Rochester, NH 03867

Phone: 1 (603) 332 - 3110 Billing Office
1 (603) 330 - 7127 Off Hour Emergencies


100 CU. FT. = 748 Gallons
Rate per 100 cubic feet.

Consumption billed in hundreds of cubic feet. Non-receipt of issued bill not deemed excuse for failure to pay. Property owner responsible for protection of meter from loss and damage. Any person other than an employee of the Rochester Water Department who turns water off or on at curb stop, without permission, may be subject to a fine.

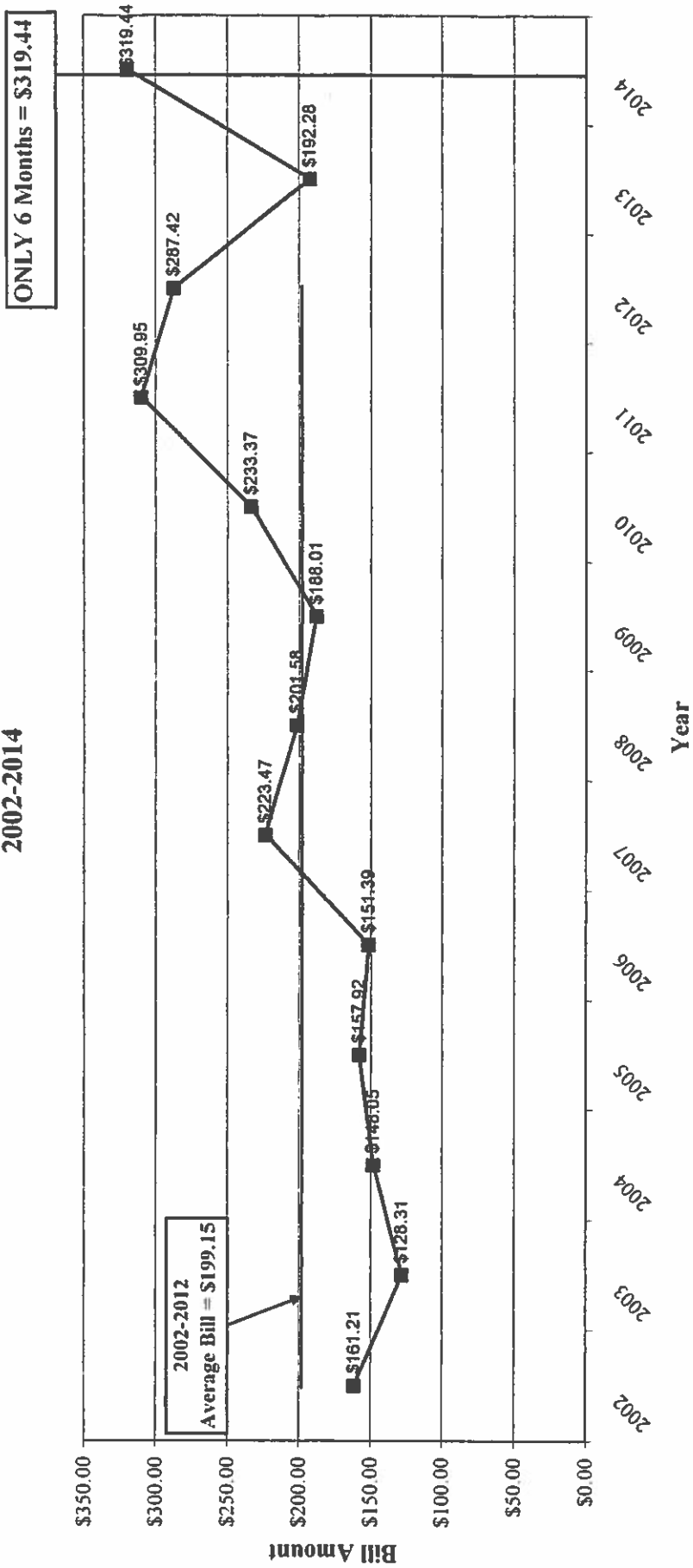
Quarterly Water Usage 42 Meadow Lane 2005-2014



Annual Water Usage
42 Meadow Lane
2002-2014



Annual Water Bill
42 Meadow Lane
2002-2014





City of Rochester, New Hampshire

WATER & SEWER BILLING

19 Wakefield Street • Rochester, NH 03867

(603) 332-3110 Fax (603) 335-7580

Date: January 6, 2015

To: Utility Advisory Board

From: Blaine Cox, Director of Finance & Administration

Re: Water/Sewer Billing Appeal Application

Dated: 12/30/2014

Customer Name: Nicholas Wentworth

Account: #022254

Service Address: 89 Ebony Drive

Rochester, NH 03867

The attached appeal has been reviewed in accordance with the provisions of the City of Rochester Ordinances, Chapter 16 "Sewer Ordinance" subsection 16.18 "Appeals," and Chapter 17 "Water" subsection 17.20 "Appeals."

Recommendations

I recommend that no abatement be granted.

The above recommendation is based upon the following findings:

1. The original decision of the Utility Advisory Board has not been altered.
2. Appellant has not provided new information for the Board's consideration.

Blaine M. Cox
Deputy City Manager

1-6-2015

Date

WATER/SEWER BILLING MEMORANDUM

TO: Blaine Cox
FROM: Ann Dupuis
DATE: December 30, 2014
SUBJECT: Nicholas Wentworth
PROPERTY: 89 Ebony Dr., Rochester, NH

Attached please find Water/Sewer Billing Application received from the above.

Mr. Wentworth was in our office this morning extremely upset that he had not received a decision letter from his October appeal and filed out another.

I have attached a copy of his first appeal and a copy of the section of the minutes of the October UAB meeting.



Ann Dupuis

Utility Billing Administrator

CITY OF ROCHESTER
Water/Sewer Billing Appeal Application

Office Use Only:
Received: _____

1. Date of Appeal: 12/30/14
2. Property Owner's Name: Nick Wentworth Account #: 022254
3. Billing Address: P.O. Box 5
Rochester, NY 14606
4. Service Location: 89 Elmy Dr Zip Code 14617
5. Owners Representative: Nick Wentworth
6. Owners Representative's Signature: [Signature]
7. Phone #: _____ Cell: 235 3657
8. Email Address: NWentworth@metrocable.net

(Agendas and Decision Letters will be emailed).

9. Billing Period that is being appealed is from 6/1/14 to 12/31/14
10. Abatement is being requested for:

- a. How many units of water _____ x 4.67= \$ _____
- b. How many units of sewer _____ x 6.24= \$ _____
- c. Water & Sewer Department Fees of: \$ _____
- Total \$ _____

11. Explanation of Appeal Request:

Was not notified of ruling and still did not get
original invoice in timely manner.

12. Do you dispute the meter reading used to determine your units of usage?

Yes ☒ No (circle one)

If yes, why?

13. Do you claim that there was a leak that caused higher than normal units of usage?

Yes ☒ No (circle one)

If yes, did the water enter the sewer system? _____

If yes, has the leak been repaired? _____

Who made the repair? _____

Has proof of the repair been attached to this appeal form? _____

14. If your appeal is denied, will this cause you financial hardship for which you will seek assistance from the City? If so, explain:

water/sewer department did not let me know of ruling
②

Please note:

1. *The Utility Advisory Board reviews abatement appeals at its monthly meetings which occur on the second Monday of every month at 5:30 P.M. at City Hall.*
2. *Abatement Appeal Applications must be received by the 20th of the month to be placed on the following month's UAB agenda.*
3. *Customer's seeking an abatement are encouraged, but not required, to appear before the UAB when their abatement appeal is reviewed.*

Arthur Hoffman noted that a lime scale build-up would be noticed as a gradual change in meter readings over time and not a sudden change in readings. Tom Willis **MOVED** to deny any abatement, Arthur Hoffman provided a second to the motion which was **ADOPTED** on a unanimous voice vote.

COPY

4. Appeals

4.1 Wentworth Appeal

The appellant seeks an abatement of \$5.64 in interest charges.

Deputy City Manager Cox's recommendation is that no abatement be granted to this request.

The above recommendation is based upon the following findings:

1. Invoice for water meter installation was mailed to the correct address and was received by the customer as evidenced by his visit to the Revenue Building on September 23, 2014 in an effort to discuss the billing.
2. Customer's inability to "address the bill" on September 23, 2014 when the Utility Billing office closed early does not eliminate his responsibility to make payment in a timely manner.
3. Per the City's Water Ordinances, specifically, Section 17.19 Billing and Payment, "Water bills shall be due and payable upon presentation and shall become delinquent thirty (30) days after the date of issuance. Interest shall accrue on bills not paid when due...the failure of a customer to receive water bills does not relieve the customer of the responsibility of making prompt payment...."
4. Although the Utility Billing Office was closed on September 23, 2014 when the customer appeared at the Revenue Building, the Tax Office was open and able to take the customer's payment.

Arthur Hoffman **MOVED** to deny the abatement request. The motion received a second and the motion was **ADOPTED** on a unanimous voice vote.

4.2 Brown Appeal

The appellant is seeking abatement of the \$60.00 reactivation fee.

Deputy City Manager Cox's recommendation is to abate the \$60.00 fee.

The above recommendation is based upon the following findings:

WATER/SEWER BILLING MEMORANDUM

COPY

TO: Blaine Cox

FROM: Samantha Juneau

DATE: October 16, 2014

SUBJECT: Nicholas Wentworth, 89 ~~8~~ Ebony Dr., Rochester, NH

Attached please find Water/Sewer Billing Application received from the above.

He is requesting abatement of interest on the billing for installation of the new meter for his property.

He bases his claim on the fact that the billing office was unattended when he came in. The office was closed because Samantha was the only one working that day and she did not have a lunch and closed the office at 4:00. The tax office was open and they discussed the bill with him. He could and should have paid them.

He was mailed a bill for the meter installation and an invoice indicating charges to his correct address. When the bill was unpaid he was mailed a shut off notice to his correct address. Neither the original invoice nor shut notice was returned to this office. The door was tagged for shut off as the bill goes to a po box.

He was the one that requested the new installation and was present when the meter was installed.

Ann Dupuis

Appeal Denied



City of Rochester, New Hampshire

WATER & SEWER BILLING

19 Wakefield Street • Rochester, NH 03867

(603) 332-3110 Fax (603) 335-7580

Date: January 06, 2015

To: Utility Advisory Board

From: Blaine Cox, Director of Finance & Administration

Re: Water/Sewer Billing Appeal Application

Dated: 10/31/2014

Customer Name: Nicholas Blougouras

Account: #062655

Service Address: 49 Allen Street

Rochester, NH 03867

The attached appeal has been reviewed in accordance with the provisions of the City of Rochester Ordinances, Chapter 16 "Sewer Ordinance" subsection 16.18 "Appeals," and Chapter 17 "Water" subsection 17.20 "Appeals."

Recommendations

I recommend abatement of 33 units of sewer fees valued at \$205.92, provided the customer supplies proof of steam trap repairs.

The above recommendation is based upon the following findings:

1. Steam traps on a steam boiler are designed to discharge condensate with a negligible loss of water. The customer claims that one or more steam traps malfunctioned causing an excess loss of water. This "leak" occurred in a manner such that the leaked usage did not enter the sewer system.
2. Total usage used 50 units
Avg units used in
previous 4 quarters 17 units
Estimated leaked usage 33 units

Blaine M. Cox
Deputy City Manager

1-6-2015
Date

WATER/SEWER BILLING MEMORANDUM

TO: Blaine Cox

FROM: Ann Dupuis

DATE: November 14, 2014

SUBJECT: Nicholas Blougouras, PO Box 855, Rochester, NH 03866

PROPERTY: 49 Allen St., Rochester, NH

Attached please find Water/Sewer Billing Application received from the above.

I have attached a consumption history. He will be receiving a new bill that will be issued 11/20/14 and the usage is 19 units, back to normal.

He brought in the application but we did not have any prior conversation with him. The notes on his account indicate that he appealed the 5/9/07 bill but was denied by the UAB.

He did pay the water portion of his bill.



Ann Dupuis

Utility Billing Administrator

CITY OF ROCHESTER
Water/Sewer Billing Appeal Application

Office Use Only
Received: 10/31/14

1. Date of Appeal: 10/31/14
2. Property Owner's Name: NICHOLAS BLOUGOURAS Account #: 062655
3. Billing Address: PO Box 855
ROCHESTER, NH 03866
4. Service Location: 49 ALLEN ST Zip Code 03867
5. Owners Representative: # 2
6. Owners Representative's Signature: [Signature]
7. Phone #: 603-335-4800 Cell: _____
8. Email Address: NBLOUGOURAS@YAHOO.COM

(Agendas and Decision Letters will be emailed).

9. Billing Period that is being appealed is from _____ to _____

10. Abatement is being requested for:

- a. How many units of water _____ x 4.67 = \$ _____
- b. How many units of sewer _____ x 6.24 = \$ _____
- c. Water & Sewer Department Fees of: \$ _____
- Total \$ _____

11. Explanation of Appeal Request:

THE PROPERTY'S PRIMARY WATER USE IS FOR A
STEAM BOILER FOR STEAM HEATING ON CANDLE MAKING
EQUIPMENT. TOILET USAGE IS TYPICALLY 1 FLUSH / DAY M-FRI.
BETWEEN ALL PIECES OF EQUIPMENT, THERE ARE
10 STEAM TRAPS. THIS BILL DATED 8/18/2014
HAS EXCESSIVE WATER USE AS I HAVE A TRAP(S)
THAT HAS FAILED. I HAVE REPLACED 2 SUSPECT
TRAPS. THEREFORE, I WOULD LIKE TO REQUEST
AN ADJUSTMENT ON MY SEWER PORTION AS AN
ESTIMATED 90% OF THE WATER IS WATER VAPOR (STEAM)
THAT IS VENTED OUT OF THE BUILDING.
AS FAR AS ABATEMENT, PLEASE BE AS GENEROUS AS
YOU CAN.

Form continues on back

IF I HAVE ANOTHER VERY HIGH BILL, I'll
HAVE TO REPLACE MORE TRAPS @ 240 A PIECE.

12. Do you dispute the meter reading used to determine your units of usage?

Yes No (circle one)

If yes, why?

13. Do you claim that there was a leak that caused higher than normal units of usage?

Yes No (circle one)

If yes, did the water enter the sewer system? _____

If yes, has the leak been repaired? _____

Who made the repair? _____

Has proof of the repair been attached to this appeal form? _____

14. If your appeal is denied, will this cause you financial hardship for which you will seek assistance from the City? If so, explain:

Please note:

1. The Utility Advisory Board reviews abatement appeals at its monthly meetings which occur on the second Monday of every month at 5:30 P.M. at City Hall.
2. Abatement Appeal Applications must be received by the 20th of the month to be placed on the following month's UAB agenda.
3. Customer's seeking an abatement are encouraged, but not required, to appear before the UAB when their abatement appeal is reviewed.

I WOULD BE HAPPY TO APPEAR, ~~ABUSEVERIF~~
~~WILL BE OUT OF TOWN~~ NOVEMBER 10TH

11/17/2014 08:13
ann

CITY OF ROCHESTER
UB Consumption History Report

1
P
ubensing

Account Number	Customer # Name	Mfr Meter Number	Cd	Read Date	Time	By	Parcel	Bill #	Curr	Read	Location Usage	Repl	Usage	Charge	Amt	Billed	Status
062655	301467	BLOUGOURAS NICHOLAS C					011700020004				49 ALLEN ST						Active
100	1 RES WATER	INVE58657217	A	08/08/2014			13886916			542	50			0	233.50	245.50	
100	1 RES WATER	INVE58657217	A	05/08/2014			13879415			492	25			0	116.38	272.38	
100	1 RES WATER	INVE58657217	A	02/11/2014			13872118			467	11			0	50.60	119.24	
100	1 RES WATER	INVE58657217	A	11/14/2013			13864790			456	14			0	64.40	151.76	
100	1 RES WATER	INVE58657217	A	08/12/2013			13857415			442	18			0	82.80	195.12	
100	1 RES WATER	INVE58657217	A	05/16/2013			13849994			424	33			0	151.80	357.72	
100	1 RES WATER	INVE58657217	A	02/15/2013			13842711			391	4			0	18.30	48.15	
100	1 RES WATER	INVE58657217	A	11/09/2012			13835400			387	6			0	26.94	63.60	
100	1 RES WATER	INVE58657217	A	08/08/2012			13828045			381	7			0	31.43	74.20	
100	1 RES WATER	INVE58657217	A	05/08/2012			13820663			374	5			0	22.45	53.00	
100	1 RES WATER	INVE58657217	A	02/08/2012			13813402			369	3			0	17.07	46.28	
100	1 RES WATER	INVE58657217	A	11/08/2011			13806113			366	2			0	17.07	46.28	
100	1 RES WATER	INVE58657217	A	08/08/2011			13798815			364	2			0	17.07	46.28	
100	1 RES WATER	INVE58657217	A	05/05/2011			13791468			362	16			0	68.64	163.84	
100	1 RES WATER	INVE58657217	A	02/11/2011			13784275			346	12			0	51.48	122.88	
100	1 RES WATER	INVE58657217	A	11/05/2010			13777056			334	10			0	42.90	102.40	
100	1 RES WATER	INVE58657217	A	08/06/2010			13769790			324	8			0	33.84	81.44	
100	1 RES WATER	INVE58657217	A	05/06/2010			13762498			316	9			0	37.71	91.26	
100	1 RES WATER	INVE58657217	A	02/11/2010			13755370			307	6			0	25.14	60.84	
100	1 RES WATER	INVE58657217	A	11/09/2009			13748151			301	6			0	25.14	60.84	
100	1 RES WATER	INVE58657217	A	08/12/2009			13740867			295	6			0	24.65	58.92	
100	1 RES WATER	INVE58657217	A	05/11/2009			13733566			289	8			0	32.32	76.40	
100	1 RES WATER	INVE58657217	A	02/04/2009			13726437			281	7			0	28.28	66.85	
100	1 RES WATER	INVE58657217	A	11/13/2008			13719207			274	5			0	20.20	47.75	
100	1 RES WATER	INVE58657217	A	08/14/2008			13711991			269	5			0	19.16	45.85	
100	1 RES WATER	INVE58657217	A	05/16/2008			13704736			264	10			0	36.30	88.00	
100	1 RES WATER	INVE58657217	A	02/14/2008			1365176			254	8			0	29.04	70.40	
100	1 RES WATER	INVE58657217	A	11/05/2007			1358351			246	9			0	32.67	79.20	
100	1 RES WATER	INVE58657217	A	08/08/2007			1351473			237	13			0	45.84	109.53	
100	1 RES WATER	INVE58657217	A	05/09/2007			1344684			224	106			0	365.70	863.90	
100	1 RES WATER	INVE58657217	A	02/08/2007			1337901			118	11			0	37.95	89.65	
100	1 RES WATER	INVE58657217	A	11/02/2006			1331121			107	4			0	13.80	36.27	
100	1 RES WATER	INVE58657217	A	08/04/2006			1324308			103	5			0	16.77	39.24	
100	1 RES WATER	INVE58657217	A	05/11/2006			1317525			98	9			0	29.61	68.22	
100	1 RES WATER	INVE58657217	A	02/09/2006			1310829			89	5			0	16.45	37.90	
100	1 RES WATER	INVE58657217	A	11/08/2005			1304131			84	8			0	26.32	60.64	
100	1 RES WATER	INVE58657217	A	08/05/2005			129263			76	3			0	12.50	33.02	
100	1 RES WATER	INVE58657217	A	05/17/2005			122487			73	8			0	26.32	57.52	
100	1 RES WATER	INVE58657217	A	02/09/2005			115858			65	10			0	32.90	71.90	
100	1 RES WATER	INVE58657217	A	11/05/2004			109258			55	6			0	19.74	43.14	
100	1 RES WATER	INVE58657217	A	08/09/2004			102611			49	4			0	13.16	31.81	
100	1 RES WATER	INVE58657217	A	05/07/2004			95947			45	19			0	62.51	131.48	
100	1 RES WATER	INVE58657217	A	02/09/2004			89395			26	12			0	39.48	81.18	
100	1 RES WATER	INVE58657217	A	11/12/2003			82791			14	3			0	12.50	28.49	
100	1 RES WATER	INVE58657217	A	08/08/2003			76083			11	2			0	12.50	28.49	
100	1 RES WATER	INVE58657217	A	05/15/2003			53801			9	6			0	19.74	39.84	
100	1 RES WATER	INVE58657217	A	02/10/2003			47357			3	2			0	12.50	28.49	
100	1 RES WATER	INVE58657217	A	11/13/2002			40905			1	1			0	12.50	28.49	
100	1 RES WATER	INVE58657217	A	08/08/2002			34452				0			0	12.50	28.13	

** END OF REPORT - Generated by Ann Dupuis **



City of Rochester, New Hampshire

WATER & SEWER BILLING

19 Wakefield Street • Rochester, NH 03867

(603) 332-3110 Fax (603) 335-7580

Date: January 06, 2015

To: Utility Advisory Board

From: Blaine Cox, Director of Finance & Administration

Re: Water/Sewer Billing Appeal Application

Dated: 12/10/2014

Customer Name: James Wheeler

Account: #064060

Service Address: 6 Dominicus Court

Rochester, NH 03867

The attached appeal has been reviewed in accordance with the provisions of the City of Rochester Ordinances, Chapter 16 "Sewer Ordinance" subsection 16.18 "Appeals," and Chapter 17 "Water" subsection 17.20 "Appeals."

Recommendations

I recommend abatement of 23.75 units of sewer fees valued at \$148.20, provided the customer supplies proof of the leak and related repairs.

The above recommendation is based upon the following findings:

1. The customer claims to have experienced and repaired a leak in a location from which the leaked usage did not enter the sewer system.
2.

Total usage used	60.00 units
Avg units used in	
previous 4 quarters	<u>36.25 units</u>
Estimated leaked usage	23.75 units

Blaine M. Cox
Deputy City Manager

1-6-2015

Date

WATER/SEWER BILLING MEMORANDUM

TO: Blaine Cox
FROM: Ann Dupuis
DATE: December 18, 2014
SUBJECT: James Wheeler
PROPERTY: 6 Dominicus Court

Attached please find Water/Sewer Billing Application received from the above. I have also attached a consumption history.

He had come in to our office on 11/24 concerned with the high bill. We discussed all the checks he could do to be sure he didn't have any leaks. He did find a leak in a pipe in the basement.



Ann Dupuis

Utility Billing Administrator

CITY OF ROCHESTER
Water/Sewer Billing Appeal Application

Office Use Only:
Received: 12/10/14

1. Date of Appeal: 12/10/14
2. Property Owner's Name: JAMES WHEELER Account #: 064060
3. Billing Address: 6 DOMINICUS CT
ROCHESTER NH 03867
4. Service Location: 6 DOMINICUS CT RICH Zip Code 03867
5. Owners Representative: JAMES WHEELER
6. Owners Representative's Signature: [Signature]
7. Phone #: (603) 978-5946 Cell: SAME
8. Email Address: JWHEELER43@GMAIL

(Agendas and Decision Letters will be emailed).

9. Billing Period that is being appealed is from 8/8 to 11/12

10. Abatement is being requested for:

a. How many units of water _____ x 4.49 = \$ _____

b. How many units of sewer 20 ⁶²⁴ x 6.11 = \$ 124.80

C. Water & Sewer Department Fees of: \$ _____

Total \$ 124.80

11. Explanation of Appeal Request:

HAD A LEAK IN THE BASEMENT UNDER ONE OF
THE CABINETS. THAT IS WHY IT TOOK SO LONG
FOR ME TO REPAIR (COULDN'T FIND IT) IT WAS
DRAINING INTO THE DIST FLOOR AND DID NOT
ENTER INTO THE SEWER SYSTEM

12. Do you dispute the meter reading used to determine your units of usage?

Yes No (circle one)

If yes, why?

13. Do you claim that there was a leak that caused higher than normal units of usage?

No Yes No (circle one)

If yes, did the water enter the sewer system? NO

If yes, has the leak been repaired? yes

Who made the repair? JAMES WHEELER

Has proof of the repair been attached to this appeal form? _____

14. If your appeal is denied, will this cause you financial hardship for which you will seek assistance from the City? If so, explain:

NO Just make payments

Please note:

1. The Utility Advisory Board reviews abatement appeals at its monthly meetings which occur on the second Monday of every month at 5:30 P.M. at City Hall.
2. Abatement Appeal Applications must be received by the 20th of the month to be placed on the following month's UAB agenda.
3. Customer's seeking an abatement are encouraged, but not required, to appear before the UAB when their abatement appeal is reviewed.

CITY OF ROCHESTER
UB Consumption History Report

P .1
ubensing

Account Number	Customer # Name	Parcel	Bill #	Curr Read	Location Usage	Repl Usage	Charge Amt	Billed Amt	Status
Service	Mfr Meter Number	By			Usage				Active
064060	28399 WHEELER JAMES B JR	011601720000			6 DOMINICUS CT				
100	1 RES WATER	SENS39221270	A 11/12/2014	498	60		280.20	654.60	
100	1 RES WATER	SENS39221270	A 08/08/2014	438	38		177.46	414.58	
100	1 RES WATER	SENS39221270	E 05/02/2014	400	36		167.58	392.22	
100	1 RES WATER	SENS39221270	A 02/12/2014	364	36		184.00	433.60	
100	1 RES WATER	SENS39221270	E 11/13/2013	324	31		142.60	336.04	
100	1 RES WATER	SENS39221270	E 08/16/2013	293	32		179.40	422.76	
100	1 RES WATER	SENS39221270	A 05/17/2013	261	39		118.91	280.33	
100	1 RES WATER	SENS39221270	A 02/13/2013	222	26		125.72	296.80	
100	1 RES WATER	SENS39221270	A 11/07/2012	196	28		148.17	349.80	
100	1 RES WATER	SENS39221270	A 08/09/2012	168	33		166.13	392.20	
100	1 RES WATER	SENS39221270	A 05/09/2012	135	37		161.64	381.60	
100	1 RES WATER	SENS39221270	A 02/08/2012	98	36		134.70	318.00	
100	1 RES WATER	SENS39221270	A 11/07/2011	62	30		133.69	318.69	
100	1 RES WATER	SENS39221270	A 08/11/2011	32	31		34.32	81.92	
100	1 RES WATER	SENS39221270	A 05/06/2011	1	1		.00	.00	
100	1 RES WATER	NEPT31356767	I 05/04/2011	3,156	7		137.28	327.68	
100	1 RES WATER	NEPT31356767	E 02/15/2011	3,149	32		101.00	238.75	
100	1 RES WATER	NEPT31356767	A 02/09/2011	2,896	25		124.41	296.96	
100	1 RES WATER	NEPT31356767	A 11/08/2010	3,117	29		135.49	325.89	
100	1 RES WATER	NEPT31356767	A 08/09/2010	3,088	32		159.22	385.32	
100	1 RES WATER	NEPT31356767	A 05/11/2010	3,056	38		121.51	294.06	
100	1 RES WATER	NEPT31356767	A 02/09/2010	3,018	29		117.32	283.92	
100	1 RES WATER	NEPT31356767	A 11/06/2009	2,989	28		123.33	294.88	
100	1 RES WATER	NEPT31356767	A 08/13/2009	2,961	30		141.40	334.25	
100	1 RES WATER	NEPT31356767	A 05/13/2009	2,931	35		105.04	248.30	
100	1 RES WATER	NEPT31356767	A 11/10/2008	2,871	26		172.12	412.05	
100	1 RES WATER	NEPT31356767	A 08/08/2008	2,845	45		119.79	290.40	
100	1 RES WATER	NEPT31356767	A 05/19/2008	2,800	33		72.60	176.00	
100	1 RES WATER	NEPT31356767	E 02/12/2008	2,767	33		133.67	319.00	
100	1 RES WATER	NEPT31356767	A 11/14/2007	2,734	20		117.30	277.10	
100	1 RES WATER	NEPT31356767	E 08/01/2007	2,714	38		138.00	326.00	
100	1 RES WATER	NEPT31356767	A 05/09/2007	2,676	34		141.45	334.15	
100	1 RES WATER	NEPT31356767	A 02/09/2007	2,642	40		117.57	273.92	
100	1 RES WATER	NEPT31356767	A 11/08/2006	2,602	41		174.37	401.74	
100	1 RES WATER	NEPT31356767	A 08/07/2006	2,561	35		184.24	424.48	
100	1 RES WATER	NEPT31356767	A 05/12/2006	2,526	53		157.92	363.84	
100	1 RES WATER	NEPT31356767	A 02/14/2006	2,473	56		148.05	331.33	
100	1 RES WATER	NEPT31356767	A 11/07/2005	2,417	48				
100	1 RES WATER	NEPT31356767	A 08/08/2005	2,369	45				

** END OF REPORT - Generated by Ann Dupuis **



City of Rochester, New Hampshire

WATER & SEWER BILLING

19 Wakefield Street • Rochester, NH 03867
(603) 332-3110 Fax (603) 335-7580

Date: January 06, 2015

To: Utility Advisory Board

From: Blaine Cox, Director of Finance & Administration

Re: Water/Sewer Billing Appeal Application

Dated: 12/15/2014

Customer Name: Elvira Dun

Account: #074700

Service Address: 9 Rochester Hill Road

Rochester, NH 03867

The attached appeal has been reviewed in accordance with the provisions of the City of Rochester Ordinances, Chapter 16 "Sewer Ordinance" subsection 16.18 "Appeals," and Chapter 17 "Water" subsection 17.20 "Appeals."

Recommendations

I recommend abatement of 35 units of sewer fees valued at \$218.40. In addition, I recommend no further abatements for the same circumstances in the future.

The above recommendation is based upon the following findings:

1. The customer states that water was left to run in the back yard.
2.

Total usage used	47 units
Avg units used in	
previous 4 quarters	<u>12 units</u>
Estimated leaked usage	35 units

Blaine M. Cox
Deputy City Manager

1-6-2015

Date

WATER/SEWER BILLING MEMORANDUM

TO: Blaine Cox

FROM: Ann Dupuis

DATE: December 18, 2014

SUBJECT: Elvira Dun

PROPERTY: 9 Rochester Hill Rd., Rochester, NH

Attached please find Water/Sewer Billing Application received from the above. I have also attached a consumption history.

We had no prior discussion with the customer. She came in and advised that she found a hose running and wanted to file an appeal.



Ann Dupuis

Utility Billing Administrator

CITY OF ROCHESTER
Water/Sewer Billing Appeal Application

Office Use Only:
Received: 12/15/14

1. Date of Appeal: 12/15/14
2. Property Owner's Name: Elwira Dun Account #: 074700
3. Billing Address: 9 Rochester Hill rd
Rochester NH
4. Service Location: 9 Rochester Hill rd. Zip Code 03867
5. Owners Representative: Elwira Dun
6. Owners Representative's Signature: Elwira Dun
7. Phone #: _____ Cell: 603 9692695
8. Email Address: wagie4flowers@gmail.com
- (Agendas and Decision Letters will be emailed).
9. Billing Period that is being appealed is from 10/06/14 to 11/06/14

10. Abatement is being requested for:

- a. How many units of water 49 x 4.67 = \$ 2294.13
- b. How many units of sewer 35 x 6.24 = \$ 218.40
- C. Water & Sewer Department Fees of: \$ _____
- Total \$ 218.40

11. Explanation of Appeal Request:

leak water running in the back yard. agreed

12. Do you dispute the meter reading used to determine your units of usage?

Yes ☒ No (circle one)

If yes, why?

13. Do you claim that there was a leak that caused higher than normal units of usage?

☒ Yes ☐ No (circle one)

If yes, did the water enter the sewer system? no

If yes, has the leak been repaired? _____

Who made the repair? _____

Has proof of the repair been attached to this appeal form? _____

14. If your appeal is denied, will this cause you financial hardship for which you will seek assistance from the City? If so, explain:

Please note:

- 1. The Utility Advisory Board reviews abatement appeals at its monthly meetings which occur on the second Monday of every month at 5:30 P.M. at City Hall.***
- 2. Abatement Appeal Applications must be received by the 20th of the month to be placed on the following month's UAB agenda.***
- 3. Customer's seeking an abatement are encouraged, but not required, to appear before the UAB when their abatement appeal is reviewed.***

12/18/2014 08:57
ann

CITY OF ROCHESTER
UB Consumption History Report

P 1
ubcnsing

Account Number	Customer # Name	Parcel	Bill #	Curr Read	Location	Usage	Repl	Usage	Charge	Amt Billed	Amount	Status
Service	Mfr Meter Number	By										
074700	40664 DUN ELVIRA & ELVIS	012600650000			9 ROCHESTER HILL RD							Active
100	1 RES WATER SENS44504360		13894710	283	47			0	219.49		512.77	
100	1 RES WATER SENS44504360		13887308	236	17			0	79.39		185.47	
100	1 RES WATER SENS44504360		13879810	219	9			0	41.87		98.03	
100	1 RES WATER SENS44504360		13872515	210	9			0	41.40		97.56	
100	1 RES WATER SENS44504360		13865182	201	13			0	59.80		140.92	
100	1 RES WATER SENS44504360		13857806	188	11			0	50.60		119.24	
100	1 RES WATER SENS44504360		13850383	177	4			0	18.40		43.36	

** END OF REPORT - Generated by Ann Dupuis **



City of Rochester, New Hampshire

WATER & SEWER BILLING

19 Wakefield Street • Rochester, NH 03867

(603) 332-3110 Fax (603) 335-7580

Date: January 06, 2015

To: Utility Advisory Board

From: Blaine Cox, Director of Finance & Administration

Re: Water/Sewer Billing Appeal Application Dated: 12/18/2014

Customer Name: Rochester Historical Society Account: #053110

Service Address: 58 Hanson Street

Rochester, NH 03867

The attached appeal has been reviewed in accordance with the provisions of the City of Rochester Ordinances, Chapter 16 "Sewer Ordinance" subsection 16.18 "Appeals," and Chapter 17 "Water" subsection 17.20 "Appeals."

Recommendations

I recommend an abatement of 25% of the current usage fees valued at \$70.92.

The above recommendation is based upon the following findings:

1. The UAB granted a 25% hardship abatement last quarter due to a leaking toilet fixture. This "leak" lasted into the current billing quarter.

2. Current Usage 26 units
Water Fee x 4.67/unit
\$121.42

Current Usage 26 units
Sewer Fee x 6.24/unit
\$162.24

Total Fees of \$283.66 x 25 % = \$70.92

Blaine M. Cox
Deputy City Manager

1-6-2015
Date

WATER/SEWER BILLING MEMORANDUM

TO: Blaine Cox
FROM: Ann Dupuis
DATE: December 19, 2014
SUBJECT: **Rochester Historical Society**
PROPERTY: **58 Hanson St., Rochester, NH**

Attached please find Water/Sewer Billing Application received from the above. I have also attached a consumption history.

They were granted a 25% hardship abatement for their August billing at the October UAB Meeting. There was a leaking toilet that they did not discover until after the August bill was issued. They are now looking for an additional 25% for the bill issued in November.

I have attached a copy of the previous appeal.



Ann Dupuis

Utility Billing Administrator

CITY OF ROCHESTER
Water/Sewer Billing Appeal Application

Office Use Only:
Received: 12/18/14

1. Date of Appeal: 12/18/14
2. Property Owner's Name: City of Rochester Account #: 053110
3. Billing Address: Rochester Historical Society
PO Box 65
Rochester NH 03866
4. Service Location: 58 Hanson St Zip Code 03867
5. Owners Representative: Martha Fowler
6. Owners Representative's Signature: Martha Fowler
7. Phone #: 603 330-3079 museum Cell: Home 603 332-0348
8. Email Address: MARTHAJ1062@aol.com

(Agendas and Decision Letters will be emailed).

9. Billing Period that is being appealed is from 8/8/14 to 11/12/14

10. Abatement is being requested for:

- a. How many units of water 22 x 4.67 = \$ 102.74
- b. How many units of sewer 21 x 6.24 = \$ 131.04
- c. Water & Sewer Department Fees of: \$ —
- Total \$ 233.78

11. Explanation of Appeal Request:

You granted us a 25% abatement last
Quarter for a water leak we did
not become aware of until 8/24/14.
We request the same for the
remaining overage.
Please see last Quarter explanation
attached.

12. Do you dispute the meter reading used to determine your units of usage?

Yes ☒ No (circle one)

If yes, why?

13. Do you claim that there was a leak that caused higher than normal units of usage?

☒ Yes ☐ No (circle one)

If yes, did the water enter the sewer system? Yes

If yes, has the leak been repaired? Yes

Who made the repair? Arthur Pelletier

Has proof of the repair been attached to this appeal form? _____

14. If your appeal is denied, will this cause you financial hardship for which you will seek assistance from the City? If so, explain:

Please note:

- 1. The Utility Advisory Board reviews abatement appeals at its monthly meetings which occur on the second Monday of every month at 5:30 P.M. at City Hall.***
- 2. Abatement Appeal Applications must be received by the 20th of the month to be placed on the following month's UAB agenda.***
- 3. Customer's seeking an abatement are encouraged, but not required, to appear before the UAB when their abatement appeal is reviewed.***

Account Number		Customer # Name		Parcel		Bill # Curr Read		Location		Status	
Service		Mfr Meter Number		Cd Read Date Time		By		Usage Repl Usage Charge Amt Billed Amt		Active	
053110		24214 ROCHESTER HISTORICAL SOCIETY		012003980000				58 HANSON ST			
115	-	1 GOVT WATER	SENS69993094	A	11/12/2014	13894021	100	26	121.42	283.66	
115	-	1 GOVT WATER	SENS69993094	A	08/08/2014	13886623	74	63	220.67	687.33	
115	-	1 GOVT WATER	SENS69993094	A	05/08/2014	13879123	11	0	17.74	47.59	
115	-	1 GOVT WATER	SENS69993094	A	02/13/2014	13871824	11	1	17.48	47.33	
115	-	1 GOVT WATER	SENS69993094	A	11/18/2013	13864496	10	0	17.48	47.33	
115	-	1 GOVT WATER	SENS69993094	A	08/08/2013	13857123	10	1	17.48	47.33	
115	-	1 GOVT WATER	SENS69993094	A	05/13/2013	13849700	9	0	17.48	47.33	
115	-	1 GOVT WATER	SENS69993094	A	02/07/2013	13842421	9	1	17.48	47.33	
115	-	1 GOVT WATER	SENS69993094	A	11/13/2012	13835109	8	0	17.07	46.28	
115	-	1 GOVT WATER	SENS69993094	A	08/08/2012	13827749	8	1	17.07	46.28	
115	-	1 GOVT WATER	SENS69993094	A	05/07/2012	13820370	7	-1	-4.49	.00	
115	-	1 GOVT WATER	SENS69993094	E	02/01/2012	13813107	8	1	17.07	46.28	
115	-	1 GOVT WATER	SENS69993094	E	11/04/2011	13805819	7	1	17.07	46.28	
115	-	1 GOVT WATER	SENS69993094	A	08/10/2011	13798520	6	1	16.31	44.75	
115	-	1 GOVT WATER	SENS69993094	A	05/06/2011	13791176	5	1	16.31	44.75	
115	-	1 GOVT WATER	SENS69993094	A	02/17/2011	13783980	4	1	16.31	44.75	
115	-	1 GOVT WATER	SENS69993094	A	11/12/2010	13776760	3	0	16.31	44.75	
115	-	1 GOVT WATER	SENS69993094	A	08/12/2010	13769494	3	2	16.31	44.75	
115	-	1 GOVT WATER	SENS69993094	A	05/11/2010	13762204	1	0	15.91	44.35	
115	-	1 GOVT WATER	SENS69993094	A	02/11/2010	13755076	1	0	15.91	44.35	
115	-	1 GOVT WATER	SENS69993094	A	11/05/2009	13747856	1	1	15.91	44.35	
115	-	1 GOVT WATER	SENS69993094	A	08/18/2009	13740572	1	0	15.91	44.35	
115	-	1 GOVT WATER	SENS69993094	A	05/01/2009	13733274	1	0	15.33	41.66	
115	-	1 GOVT WATER	SENS69993094	A	01/30/2009	13726145	63	0	15.33	41.66	
115	-	1 GOVT WATER	NEPT32527957	I	01/07/2009	0	0	0	.00	.00	
115	-	1 GOVT WATER	NEPT32527957	A	11/03/2008	13718914	63	0	15.33	41.66	
115	-	1 GOVT WATER	NEPT32527957	A	08/14/2008	13711700	63	2	15.33	41.66	
115	-	1 GOVT WATER	NEPT32527957	E	05/07/2008	13704446	61	1	13.79	38.51	
115	-	1 GOVT WATER	NEPT32527957	E	02/12/2008	1364889	60	1	13.79	38.51	
115	-	1 GOVT WATER	NEPT32527957	A	10/31/2007	1358062	59	1	13.79	38.51	
115	-	1 GOVT WATER	NEPT32527957	A	08/10/2007	1351186	58	0	13.79	38.51	
115	-	1 GOVT WATER	NEPT32527957	A	05/08/2007	1344394	58	1	13.13	35.60	
115	-	1 GOVT WATER	NEPT32527957	A	02/08/2007	1337613	57	1	13.13	35.60	
115	-	1 GOVT WATER	NEPT32527957	A	11/08/2006	1330835	56	0	13.13	35.60	
115	-	1 GOVT WATER	NEPT32527957	A	08/04/2006	1324024	56	1	13.13	35.60	
115	-	1 GOVT WATER	NEPT32527957	A	05/16/2006	1317237	55	0	12.50	33.02	
115	-	1 GOVT WATER	NEPT32527957	A	02/08/2006	1310541	54	0	12.50	33.02	
115	-	1 GOVT WATER	NEPT32527957	A	11/08/2005	1303845	54	1	12.50	33.02	
115	-	1 GOVT WATER	NEPT32527957	A	08/08/2005	128976	53	0	12.50	33.02	
115	-	1 GOVT WATER	NEPT32527957	A	05/10/2005	122202	53	1	12.50	31.15	
115	-	1 GOVT WATER	NEPT32527957	A	02/08/2005	115568	52	0	12.50	31.15	
115	-	1 GOVT WATER	NEPT32527957	A	11/05/2004	108971	52	0	12.50	31.15	
115	-	1 GOVT WATER	NEPT32527957	A	08/09/2004	102324	52	1	12.50	31.15	
115	-	1 GOVT WATER	NEPT32527957	A	05/06/2004	95660	51	0	12.50	29.85	
115	-	1 GOVT WATER	NEPT32527957	A	02/09/2004	89111	51	1	12.50	29.85	
115	-	1 GOVT WATER	NEPT32527957	A	11/10/2003	82513	50	0	12.50	28.49	
115	-	1 GOVT WATER	NEPT32527957	A	08/07/2003	75810	50	1	12.50	28.49	
115	-	1 GOVT WATER	NEPT32527957	A	05/13/2003	53523	49	1	12.50	28.49	
115	-	1 GOVT WATER	NEPT32527957	A	02/14/2003	47084	48	1	12.50	28.49	
115	-	1 GOVT WATER	NEPT32527957	A	11/15/2002	40631	47	0	12.50	28.49	



City of Rochester, New Hampshire

Finance Office

31 Wakefield Street • Rochester, NH 03867-1917
(603) 335-7609 Fax (603) 335-7589

October 21, 2014

Rochester Historical Society
P O Box 65
Rochester, NH 03867

COPY

Your appeal of the Water/Sewer bills has been reviewed by the Utility Advisory Board at its meeting held on October 14, 2014.

The decision of the Board was to:

053110

X	Abate the amount of <u>\$171.83</u> .
	Abate the amount of \$ _____, with the following stipulation: <i>Bill # 13886623</i> <i>Abatement promised 10/22/14</i> <i>25% hardship</i>
	Deny your appeal.
	Table your appeal
	Refer the appeal to the City Manger for further review/discussion
	Other

Please contact the Utility Billing Office at 603-335-7501 if you have any questions.

Sincerely,

Blaine M Cox

Blaine M. Cox
Deputy City Manager

Digitally signed by Blaine M Cox
DN: cn=Blaine M Cox, o=City of Rochester
New Hampshire, ou=Department of Finance
email=blm@rochester-nh.net, c=US
Date: 2014.10.22 08:47:01 -0400

WATER/SEWER BILLING MEMORANDUM

RECEIVED
SEP 22 2014
FINANCE OFFICE
CITY OF ROCHESTER

TO: Blaine Cox
FROM: Samantha Juneau
DATE: September 15, 2014
SUBJECT: Martha Fowler, 58 Hanson Street, Rochester Historical Society
Water/Sewer Billing Appeal Application

Attached please find the Water/Sewer Billing Appeal Application received from Martha Fowler along with the repair receipt and previous bills where less than the minimum water usage was used.

On August 28th, Ms. Fowler called regarding her high usage bill. Further investigation by the staff at the Historical Society revealed a leak in the toilet. It was repaired immediately upon discovery.

She is appealing the extra usage on the August bill for both water and sewer.

CITY OF ROCHESTER
Water/Sewer Billing Appeal Application

Office Use Only:
Received: _____

1. Date of Appeal: 9/8/14
2. Property Owner's Name: City of Rochester Account #: 053110
3. Billing Address: Rochester Historical Society
PO Box 65
Rochester NH 03866
4. Service Location: 58 Hanson St Zip Code 03867
5. Owners Representative: Martha Fowler
6. Owners Representative's Signature: Martha Fowler
7. Phone #: 603 330-3099 Museum Cell: Home 603 332-0348
8. Email Address: MARTHA.J.1062@aol.com

(Agendas and Decision Letters will be emailed).

9. Billing Period that is being appealed is from 5/8/14 to 8/8/14
10. Abatement is being requested for:
- a. How many units of water 59 x 4.67 = \$ 275.53
- b. How many units of sewer 59 x 6.24 = \$ 368.16
- c. Water & Sewer Department Fees of: \$ —
- Total \$ 643.69

11. Explanation of Appeal Request:

We have a men's room we rarely use.
Due to its location by the front door and
its appearance we keep the door closed.
We did not realize the toilet was
leaking. As soon as we discovered it
we turned the water to it off and
replaced the flush valve seal.

Form continues on back



More saving.
More doing.™

PLEASE LET ME KNOW ABOUT YOUR SHOPPING
EXPERIENCE.AMY_VALKAVITCH1@HOMEDEPOT.COM

3489 00058 98309 08/24/14 10:00 AM
CASHIER SELF CHECK OUT - SCOT58

037155807888 0-RING <A> <M> 2.98
0 RING ASSORTMENT

MAX REFUND VALUE \$2.68

037155676286 208/209 SEAL <A> <M> 3.86

208/209 TOILET FLUSH VALVE SEAL

MAX REFUND VALUE \$3.48

-----10% off Military Discount-----

6.84 10% off Military Discount -0.68

MUST RETURN ALL ITEMS FOR A FULL REFUND

Historical (Society's toilet

SUBTOTAL 6.16

SALES TAX 0.00

TOTAL \$6.16

XXXXXXXXXXXX7937 VISA 6.16

AUTH CODE 005180/3583339 TA

<M> = Military Appreciation



3489 58 98309 08/24/2014 6261

RETURN POLICY DEFINITIONS

POLICY ID DAYS POLICY EXPIRES ON
A 1 90 11/22/2014
THE HOME DEPOT RESERVES THE RIGHT TO
LIMIT / DENY RETURNS. PLEASE SEE THE
RETURN POLICY SIGN IN STORES FOR
DETAILS.

BUY ONLINE PICK-UP IN STORE
AVAILABLE NOW ON HOMEDEPOT.COM.
CONVENIENT, EASY AND MOST ORDERS
READY IN LESS THAN 2 HOURS!

ENTER FOR A CHANCE
TO WIN A \$5,000
HOME DEPOT GIFT
CARD!

Share Your Opinion With Us! Complete
the brief survey about your store visit
and enter for a chance to win at:

www.homedepot.com/opinion

COMPARTA SU OPINION EN UNA BREVE
ENCUESTA PARA LA OPORTUNIDAD DE GANAR.

User ID:
2PX3 200396 196965

Password:
14424 196907

Entries must be entered by 09/23/2014.
Entrants must be 18 or older to enter.
See complete rules on website. No
purchase necessary.

**FY14–FY17
Water Rate
Core Assumptions**

**Consumption Growth
1.2 % to 2.0% Each Year**

**Operating Expense Increases
2.0% Each Year**

**Additional Debt Service Increase
\$ 3.5 Million Each Year FY15-FY17
20 Year Level Principal @ 3.5% Interest**

Water FY14-FY17 Rate Projections

	WATER FUND	FY13	FY14	FY15	FY16	FY17
	New Connections	32	32	35	39	43
	Consumption Growth %	0.60%	1.20%	1.51%	2.01%	2.01%
A	TOTAL REVENUE UNITS	751,893	760,942	772,398	787,924	803,761
	(1) Unit = 748 gallons					
	OPERATING REVENUES					
	User Fees	\$3,444,992	\$3,553,598	\$3,668,893	\$3,892,343	\$4,203,670
	Other Service Charges	\$157,914	\$164,688	\$171,767	\$179,165	\$186,898
B	TOTAL OPERATING REVENUES	\$3,602,906	\$3,718,286	\$3,840,660	\$4,071,508	\$4,390,567
C	OPERATING EXPENSES (Less Depreciation)	\$1,838,738	\$1,875,513	\$1,913,023	\$1,951,283	\$1,990,309
	Percentage Increase over Prior Year		2.00%	2.00%	2.00%	2.00%
D	WATER CURRENT 20 YEAR DEBT SERVICE	\$1,531,460	\$1,473,409	\$1,447,020	\$1,347,542	\$1,320,524
E	ADDITIONAL DEBT SERVICE					
	Authorized & Unissued Debt	\$0	\$0	\$3,500,000	\$3,500,000	\$3,500,000
	Added Principal & Interest Payments	\$0	\$0	\$297,500	\$297,500	\$297,500
	Prior Year Authorized & Unissued P&I Payments	\$0	\$0	\$0	\$297,500	\$595,000
	Additional Principal & Interest Payments	\$0	\$0	\$297,500	\$595,000	\$892,500
F	ALL OPERATIONAL EXPENSES	\$3,370,198	\$3,348,922	\$3,657,543	\$3,893,825	\$4,203,333
G	MINIMUM RATE TO COVER ALL EXPENSES	\$4.48	\$4.40	\$4.74	\$4.94	\$5.23
H	PROJECTED USER RATES	\$4.60	\$4.67	\$4.75	\$4.94	\$5.23
	RATE INCREASE PERCENTAGE		1.5%	1.7%	4.0%	5.9%
I	PROJECTED SURPLUS (DEFICIT)	\$232,708	\$369,364	\$183,117	\$177,683	\$187,235

WATER FUND ALLOCATION OF MODEL COSTS

	ALLOCATION OF COSTS	FY13	FY14	FY15	FY16	FY17
	Operational OH Costs per Revenue Unit	\$2.0053	\$1.9718	\$1.9071	\$1.8574	\$1.8077
	Water Treatment Variable Costs Per Revenue Unit	\$0.4402	\$0.4929	\$0.5696	\$0.6191	\$0.6686
A	Sub Total All Operational Costs Per Revenue Unit	\$2.4455	\$2.4647	\$2.4767	\$2.4765	\$2.4762
	Current Debt Service Cost per Revenue Unit	\$2.0368	\$1.9363	\$1.8734	\$1.7102	\$1.6429
	Authorized & Unissued-Projections per Revenue Unit	\$0.0000	\$0.0000	\$0.3852	\$0.7627	\$1.1104
B	Sub Total Costs per Revenue Unit	\$4.4823	\$4.4010	\$4.7353	\$4.9495	\$5.2296
C	Estimated Water Treatment Total Production Units	1,070,000	1,080,700	1,091,507	1,102,422	1,113,446
	<i>1 Unit = 748 gallons</i>					
D	Water Treatment Variable Costs Per All Units	\$0.3343	\$0.3410	\$0.3478	\$0.3548	\$0.3619
E	Water Treatment Variable Costs Per Gallon	\$0.00041	\$0.00046	\$0.00054	\$0.00059	\$0.00065

MODEL RATE INCREASE VS LEVEL RATE INCREASE

WATER FUND			FY13	FY14	FY15	FY16	FY17
A	PROJECTED USER RATES		\$4.60	\$4.67	\$4.75	\$4.94	\$5.23
	PERCENTAGE INCREASE			1.5%	1.7%	4.0%	5.9%
	PROJECTED SURPLUS (DEFICIT)		\$232,708	\$369,364	\$183,117	\$177,683	\$187,235
B	LEVEL RATE INCREASE 1.5%		\$4.60	\$4.67	\$4.74	\$4.81	\$4.88
	LEVEL RATE INCREASE 1.5%-VARIANCE		0	(\$0.00)	(\$0.01)	(\$0.13)	(\$0.35)
	LEVEL RATE SURPLUS (DEFICIT)		\$232,708	\$369,364	\$174,648	\$75,348	(\$92,255)

Water Fund-Audited Working Capital Analysis

CITY OF ROCHESTER, NEW HAMPSHIRE

Working Capital Analysis - Water Fund

	Fiscal Year Ending						
	2013	2012	2011	2010	2009	2008	2007
Current Assets:							
Accounts receivable	\$ 1,049,075	\$ 1,071,649	\$ 968,845	\$ 1,064,724	\$ 998,144	\$ 937,330	\$ 904,314
Due from other governments	2,196	15,076	101,097	1,074,529	80	620,372	4,237
Due from other funds			549,991	622,112	4,493	677	7,000
Deferred debt financing expense	4,689	3,200	3,067	4,110	5,392	5,392	
Prepaid expenses	314	351	384	359	11,597	16,497	14,062
Inventory	321,831	276,733	247,190	265,134	248,539	231,381	242,083
Total Current Assets	<u>\$ 1,378,105</u>	<u>\$ 1,367,009</u>	<u>\$ 1,870,574</u>	<u>\$ 3,030,968</u>	<u>\$ 1,268,245</u>	<u>\$ 1,811,649</u>	<u>\$ 1,171,696</u>
Current Liabilities:							
Accounts payable	\$ 175,210	\$ 81,654	\$ 413,918	\$ 692,309	\$ 109,049	\$ 204,060	\$ 211,191
Accrued expenses	291,861	258,416	229,395	240,632	234,495	247,671	169,509
Retainage payable	61,920	79,878	105,641	141,730	82,495	125,280	159,081
Deposits payable							25,000
Due to other governments				14,235			
Due to other funds	855,648	301,372	38,533	19,227	1,995,109	191,445	4,067,581
Current portion of bonds payable	976,861	910,450	824,694	836,614	620,325	618,363	422,827
Total Current Liabilities	<u>\$ 2,361,500</u>	<u>\$ 1,631,770</u>	<u>\$ 1,612,181</u>	<u>\$ 1,944,747</u>	<u>\$ 3,041,473</u>	<u>\$ 1,386,819</u>	<u>\$ 5,055,189</u>
Working Capital Analysis:							
Working Capital Balance (Deficit)	<u>\$ (983,395)</u>	<u>\$ (264,761)</u>	<u>\$ 258,393</u>	<u>\$ 1,086,221</u>	<u>\$ (1,773,228)</u>	<u>\$ 424,830</u>	<u>\$ (3,883,493)</u>
Liquidity Ratio	0.58	0.84	1.16	1.56	0.42	1.31	0.23
Cash and Equivalents Analysis:							
Due from other funds	\$ -	\$ -	\$ 549,991	\$ 622,112	\$ 4,493	\$ 677	\$ 7,000
Due to other funds	855,648	301,372	38,533	19,227	1,995,109	191,445	4,067,581
Net Cash and Equivalents Position (Deficit)	<u>\$ (855,648)</u>	<u>\$ (301,372)</u>	<u>\$ 511,458</u>	<u>\$ 602,885</u>	<u>\$ (1,990,616)</u>	<u>\$ (190,768)</u>	<u>\$ (4,060,581)</u>

MODIFIED WATER FUND WORKING CAPITAL ANALYSIS- DUE TO OTHER FUNDS BALANCE REMOVED FROM CURRENT LIABILITIES LINE

CITY OF ROCHESTER, NEW HAMPSHIRE

Working Capital Analysis - Water Fund

	Fiscal Year Ending						
	<u>2013</u>	<u>2012</u>	<u>2011</u>	<u>2010</u>	<u>2009</u>	<u>2008</u>	<u>2007</u>
Current Assets:							
Accounts receivable	\$ 1,049,075	\$ 1,071,649	\$ 968,845	\$ 1,064,724	\$ 998,144	\$ 937,330	\$ 904,314
Due from other governments	2,196	15,076	101,097	1,074,529	80	620,372	4,237
Due from other funds			549,991	622,112	4,493	677	7,000
Deferred debt financing expense	4,689	3,200	3,067	4,110	5,392	5,392	
Prepaid expenses	314	351	384	359	11,597	16,497	14,062
Inventory	321,831	276,733	247,190	265,134	248,539	231,381	242,083
Total Current Assets	<u>\$ 1,378,105</u>	<u>\$ 1,367,009</u>	<u>\$ 1,870,574</u>	<u>\$ 3,030,968</u>	<u>\$ 1,268,245</u>	<u>\$ 1,811,649</u>	<u>\$ 1,171,696</u>
Current Liabilities:							
Accounts payable	\$ 175,210	\$ 81,654	\$ 413,918	\$ 692,309	\$ 109,049	\$ 204,060	\$ 211,191
Accrued expenses	291,861	258,416	229,395	240,632	234,495	247,671	169,509
Retainage payable	61,920	79,878	105,641	141,730	82,495	125,280	159,081
Deposits payable							25,000
Due to other governments				14,235			
Current portion of bonds payable	976,861	910,450	824,694	836,614	620,325	618,363	422,827
Total Current Liabilities	<u>\$ 1,505,852</u>	<u>\$ 1,330,398</u>	<u>\$ 1,573,648</u>	<u>\$ 1,925,520</u>	<u>\$ 1,046,364</u>	<u>\$ 1,195,374</u>	<u>\$ 987,608</u>
Working Capital Balance (Deficit) from Operations	(127,747)	36,611	296,926	1,105,448	221,881	616,275	184,088
Liquidity Ratio	0.92	1.03	1.19	1.57	1.21	1.52	1.19
Due to other funds	855,648	301,372	38,533	19,227	1,995,109	191,445	4,067,581
Net Working Capital Balance (Deficit)	<u>\$ (983,395)</u>	<u>\$ 36,611</u>	<u>\$ 296,926</u>	<u>\$ 1,105,448</u>	<u>\$ 221,881</u>	<u>\$ 616,275</u>	<u>\$ 184,088</u>
Net Liquidity Ratio	0.58	0.84	# 1.16	# 1.56	# 0.42	# 1.31	# 0.23
Cash and Equivalents Analysis:							
Due from other funds	\$ -	\$ -	\$ 549,991	\$ 622,112	\$ 4,493	\$ 677	\$ 7,000
Due to other funds	855,648	301,372	38,533	19,227	1,995,109	191,445	4,067,581
Net Cash and Equivalents Position (Deficit)	<u>\$ (855,648)</u>	<u>\$ (301,372)</u>	<u>\$ 511,458</u>	<u>\$ 602,885</u>	<u>\$ (1,990,616)</u>	<u>\$ (190,768)</u>	<u>\$ (4,060,581)</u>

**FY14–FY17
Sewer Rate
Core Assumptions**

**Discharge Growth
1.0 % to 1.5% Each Year**

**Operating Expense Increases
2.0% Each Year**

**Additional Debt Service Increase
\$4 Million Each Year FY15-FY17
20 Year Level Principal @ 3.5% Interest**

Sewer FY14-FY17 Rate Projections

	SEWER FUND	FY13	FY14	FY15	FY16	FY17
	Regular Units	548,664	555,488	563,850	575,185	586,745
	High Volume	188,717	188,000	188,000	188,000	188,000
A	Total Units	737,381	743,488	751,850	763,185	774,745
	OPERATING REVENUES		0.83%	1.12%	1.51%	1.51%
	User Fees	\$4,484,253	\$4,522,805	\$4,574,984	\$4,813,615	\$5,136,211
	Other Service Charges	\$220,330	\$224,737	\$229,231	\$233,816	\$238,492
	Miscellaneous	\$88,624	\$90,396	\$92,204	\$94,048	\$95,929
B	Total Operating Revenues	\$4,793,207	\$4,837,938	\$4,896,420	\$5,141,480	\$5,470,633
C	OPERATING EXPENSES	\$2,082,932	\$2,124,591	\$2,167,082	\$2,210,424	\$2,254,633
			2.00%	2.00%	2.00%	2.00%
D	SEWER CURRENT 20 YEAR DEBT SERVICE	\$2,318,882	\$2,142,368	\$2,123,392	\$2,037,070	\$1,976,021
E	ADDITIONAL DEBT SERVICE					
	Authorized & Unissued Debt	\$0	\$0	\$4,000,000	\$4,000,000	\$4,000,000
	Added Principal & Interest Payments	\$0	\$0	\$340,000	\$340,000	\$340,000
	Prior Year Authorized & Unissued P&I Payments	\$0	\$0	\$0	\$340,000	\$680,000
	Additional Principal & Interest Payments	\$0	\$0	\$340,000	\$680,000	\$1,020,000
F	ALL OPERATIONAL EXPENSES	\$4,401,814	\$4,266,959	\$4,630,475	\$4,927,495	\$5,250,654
G	MINIMUM RATE TO COVER ALL EXPENSES	\$5.97	\$5.74	\$6.16	\$6.46	\$6.78
H	Regular Rate	\$6.24	\$6.24	\$6.24	\$6.46	\$6.78
	High Volume Rate	\$5.62	\$5.62	\$5.62	\$5.84	\$6.16
	PERCENTAGE INCREASE		0.00%	0.00%	3.53%	4.95%
I	PROJECTED SURPLUS (DEFICIT)	\$391,393	\$570,980	\$265,945	\$213,985	\$219,979

SEWER FUND ALLOCATION OF MODEL COSTS

ALLOCATION OF COSTS			FY13	FY14	FY15	FY16	FY17
A	Operational OH Costs per Revenue Unit		\$2.2033	\$2.2289	\$2.2194	\$2.2012	\$2.2117
	Water Treatment Variable Costs Per Revenue Unit		\$0.6214	\$0.6287	\$0.6629	\$0.6951	\$0.6984
	Sub Total All Operational Costs Per Revenue Unit		\$2.8248	\$2.8576	\$2.8823	\$2.8963	\$2.9102
B	Current Debt Service Cost per Revenue Unit		\$3.1448	\$2.8815	\$2.8242	\$2.6692	\$2.5505
	Authorized & Unissued-Projections per Revenue Unit		\$0.0000	\$0.0000	\$0.4522	\$0.8910	\$1.3166
	Sub Total Costs per Revenue Unit		\$5.9695	\$5.7391	\$6.1588	\$6.4565	\$6.7773

MODEL RATE INCREASE VS LEVEL RATE INCREASE

A	SEWER FUND	FY13	FY14
	PROJECTED USER RATES	\$6.24	\$6.24
	PROJECTED HIGH VOLUME RATE	\$5.62	\$5.62
	PERCENTAGE INCREASE		0.0%
	PROJECTED SURPLUS (DEFICIT)	\$391,393	\$570,980

FY15	FY16	FY17
\$6.24	\$6.46	\$6.78
\$5.62	\$5.71	\$6.02
0.0%	3.5%	5.0%
\$265,945	\$213,985	\$219,979

B	LEVEL RATE INCREASE 1.5% USER	\$6.24	\$6.24
	LEVEL RATE INCREASE 1.5% HIGH VOL	\$5.62	\$5.62
	USER RATE INCREASE 1.5%-VARIANCE	\$0.00	\$0.00
	HIGH VOLUME INCREASE 1.5%-VARIANCE	\$0.00	\$0.00
	LEVEL RATE SURPLUS (DEFICIT)	\$391,393	\$570,980

\$6.33	\$6.43	\$6.53
\$5.70	\$5.79	\$5.88
\$0.09	(\$0.03)	(\$0.25)
\$0.08	\$0.08	(\$0.14)
\$334,570	\$186,501	\$17,120

Sewer Fund-Audited Working Capital Analysis

CITY OF ROCHESTER, NEW HAMPSHIRE

Working Capital Analysis - Sewer Fund

	Fiscal Year Ending						
	<u>2013</u>	<u>2012</u>	<u>2011</u>	<u>2010</u>	<u>2009</u>	<u>2008</u>	<u>2007</u>
Current Assets:							
Accounts receivable	\$ 1,634,302	\$ 1,682,551	\$ 1,642,851	\$ 1,766,532	\$ 1,645,527	\$ 1,592,872	\$ 1,073,562
Due from other governments	294,278	326,257	951,300	1,303,873	1,522,668	4,383,402	4,366,674
Due from other funds	2,663,685	3,178,744	2,439,382	1,066,957		4,278,937	7,114
Deferred debt financing expense	10,458	3,256	3,667	4,915	6,448	6,448	
Inventory	31,621						
Total Current Assets	\$ 4,634,344	\$ 5,190,808	\$ 5,037,200	\$ 4,142,277	\$ 3,174,643	\$ 10,261,659	\$ 5,447,350
Current Liabilities:							
Accounts payable	\$ 201,751	\$ 134,018	\$ 368,086	\$ 161,335	\$ 109,203	\$ 255,539	\$ 222,946
Accrued expenses	304,322	564,025	605,538	664,706	677,277	630,858	660,862
Retainage payable	66,866	19,595	17,646	54,091	50,338	133,988	181,755
Deferred revenue	355,482	379,182	402,880	426,579	436,752	466,033	
Due to other governments			5,231				
Due to other funds					250,870	3,681,239	751,948
Current portion of bonds payable	1,773,780	1,554,765	1,554,332	1,574,510	1,538,380	1,730,924	1,620,408
Total Current Liabilities	\$ 2,702,201	\$ 2,651,585	\$ 2,948,482	\$ 2,886,452	\$ 3,062,820	\$ 6,898,581	\$ 3,437,919
Working Capital Analysis:							
Working Capital Balance (Deficit)	\$ 1,932,143	\$ 2,539,223	\$ 2,088,718	\$ 1,255,825	\$ 111,823	\$ 3,363,078	\$ 2,009,431
Liquidity Ratio	1.72	1.96	1.71	1.44	1.04	1.49	1.58
Cash and Equivalents Analysis:							
Due from other funds	\$ 2,663,685	\$ 3,178,744	\$ 2,439,382	\$ 1,066,957	\$ -	\$ 4,278,937	\$ 7,114
Due to other funds	-	-	-	-	250,870	3,681,239	751,948
Net Cash and Equivalents Position (Deficit)	\$ 2,663,685	\$ 3,178,744	\$ 2,439,382	\$ 1,066,957	\$ (250,870)	\$ 597,698	\$ (744,834)

YEAR-TO-DATE BUDGET REPORT

FOR 2015 06

ACCOUNTS FOR:			ORIGINAL	ESTIM REV	REVISED	ACTUAL YTD	REMAINING	PCT
5001	WATER ENTERPRISE FUND		ESTIM REV	ADJSTMTS	EST REV	REVENUE	REVENUE	COLL
510001 WATER WORKS REVENUE								
510001	400302	INTEREST INCOME	2,500	0	2,500	.00	2,500.00	.0%*
510001	406105	XFER FROM RET EARNIN	1,275,345	0	1,275,345	.00	1,275,345.00	.0%*
510001	406201	MISCELLANEOUS REVENU	25,000	0	25,000	29,892.00	-4,892.00	119.6%*
510001	406600	CONSTRUCTION REVENUE	50,000	0	50,000	25,473.90	24,526.10	50.9%*
510001	406601	USER FEES	3,800,000	0	3,800,000	1,220,774.64	2,579,225.36	32.1%*
510001	406602	INTEREST ON DEL ACCT	12,000	0	12,000	5,640.07	6,359.93	47.0%*
510001	406603	HYDRANT RENTAL FEES	24,000	0	24,000	1,680.00	22,320.00	7.0%*
TOTAL WATER WORKS REVENUE			5,188,845	0	5,188,845	1,283,460.61	3,905,384.39	24.7%
TOTAL WATER ENTERPRISE FUND			5,188,845	0	5,188,845	1,283,460.61	3,905,384.39	24.7%
TOTAL REVENUES			5,188,845	0	5,188,845	1,283,460.61	3,905,384.39	

YEAR-TO-DATE BUDGET REPORT

FOR 2015 06

ACCOUNTS FOR:	ORIGINAL	ESTIM REV	REVISED	ACTUAL YTD	REMAINING	PCT
5002 SEWER ENTERPRISE FUND	ESTIM REV	ADJSTMTS	EST REV	REVENUE	REVENUE	COLL
520001 SEWER WORKS REVENUE						
520001 400302 INTEREST INCOME	2,500	0	2,500	.00	2,500.00	.0%*
520001 406102 TRANSFER FROM CIP	0	0	0	55.50	-55.50	100.0%*
520001 406105 XFER FROM RET EARNIN	1,290,815	0	1,290,815	.00	1,290,815.00	.0%*
520001 406201 MISCELLANEOUS REVENU	4,000	0	4,000	21,857.94	-17,857.94	546.4%*
520001 406211 HOMEMAKERS SRF LOAN	16,049	0	16,049	16,408.84	-359.84	102.2%*
520001 406600 CONSTRUCTION REVENUE	10,000	0	10,000	3,168.10	6,831.90	31.7%*
520001 406601 USER FEES	5,047,000	0	5,047,000	1,507,329.75	3,539,670.25	29.9%*
520001 406602 INTEREST ON DEL ACCT	12,000	0	12,000	6,897.34	5,102.66	57.5%*
520001 406607 IMPACT FEES	14,000	0	14,000	26,020.00	-12,020.00	185.9%*
520001 406701 SEPTIC DISPOSAL PERM	175,000	0	175,000	68,773.00	106,227.00	39.3%*
520001 406703 INDUSTRIAL PRE-TREAT	10,000	0	10,000	4,058.26	5,941.74	40.6%*
TOTAL SEWER WORKS REVENUE	6,581,364	0	6,581,364	1,654,568.73	4,926,795.27	25.1%
520002 SEWER WORKS REVENUE						
520002 406306 STATE AID GRANT C-52	369,290	0	369,290	26,360.00	342,930.00	7.1%*
520002 406307 STATE AID GRANT C-77	7,290	0	7,290	7,290.00	.00	100.0%*
520002 406308 STATE AID GRANT C-77	12,285	0	12,285	3,625.00	8,660.00	29.5%*
520002 406309 STATE AID GRANT C-83	0	0	0	19,470.00	-19,470.00	100.0%*
520002 406310 STATE AID GRANT C-83	0	0	0	5,718.00	-5,718.00	100.0%*
520002 406311 STATE AID GRANT C-83	0	0	0	13,272.00	-13,272.00	100.0%*
TOTAL SEWER WORKS REVENUE	388,865	0	388,865	75,735.00	313,130.00	19.5%
TOTAL SEWER ENTERPRISE FUND	6,970,229	0	6,970,229	1,730,303.73	5,239,925.27	24.8%
TOTAL REVENUES	6,970,229	0	6,970,229	1,730,303.73	5,239,925.27	

YEAR-TO-DATE BUDGET REPORT

FOR 2015 06

ACCOUNTS FOR:	ORIGINAL	TRANSFERS/	REVISED	YTD EXPENDED	ENCUMBRANCES	AVAILABLE	PCT
5001 WATER ENTERPRISE FUND	APPROP	ADJUSTMENTS	BUDGET			BUDGET	USED
51601057 WATER WORKS EXPENSE							
51601057 511001 SALARIES - FULL TI	505,076	-17,050	488,026	268,686.02	.00	219,339.98	55.1%*
51601057 511099 SALARIES - ADJUSTM	815	0	815	.00	.00	815.00	.0%
51601057 513001 OVERTIME - REGULAR	35,000	0	35,000	25,086.18	.00	9,913.82	71.7%*
51601057 515001 ON CALL	4,497	0	4,497	2,243.35	.00	2,253.65	49.9%
51601057 516000 LONGEVITY	1,136	0	1,136	913.58	.00	222.42	80.4%*
51601057 521100 HEALTH INSURANCE	140,711	0	140,711	74,344.37	.00	66,366.63	52.8%*
51601057 521200 DENTAL INSURANCE	2,479	0	2,479	1,378.79	.00	1,100.21	55.6%*
51601057 521300 LIFE INSURANCE	986	0	986	559.61	.00	426.39	56.8%*
51601057 522000 SOCIAL SECURITY CO	37,249	0	37,249	20,974.55	.00	16,274.45	56.3%*
51601057 523000 RETIRE CONTRIBUTIO	59,078	0	59,078	32,121.79	.00	26,956.21	54.4%*
51601057 525000 UNEMPLOYMENT COMPE	0	0	0	784.00	.00	-784.00	100.0%*
51601057 526000 WORKERS' COMPENSAT	26,464	0	26,464	12,883.91	13,580.09	.00	100.0%*
51601057 528001 IPT	4,132	0	4,132	2,400.15	.00	1,731.85	58.1%*
51601057 532001 STAFF DEVELOPMENT	5,610	0	5,610	1,893.16	183.00	3,533.84	37.0%
51601057 532200 CONTRACTED SERVICE	0	17,050	17,050	6,620.71	2,427.89	8,001.40	53.1%*
51601057 533000 OTHER PROF SERVICE	9,676	0	9,676	12,867.32	1,157.21	-4,348.53	144.9%*
51601057 533001 AUDIT	5,750	0	5,750	1,782.50	2,127.50	1,840.00	68.0%*
51601057 533002 ENGINEERING SERVIC	14,900	0	14,900	5,872.38	6,427.62	2,600.00	82.6%*
51601057 533004 MEDICAL SERVICES	500	0	500	197.17	302.83	.00	100.0%*
51601057 533009 LEGAL	0	15,547	15,547	18,046.42	1,097.50	-3,596.71	123.1%*
51601057 533010 LABOR NEGOTIATIONS	3,000	0	3,000	.00	.00	3,000.00	.0%
51601057 534003 SOFTWARE MAINTENAN	20,991	0	20,991	14,931.25	645.00	5,414.75	74.2%*
51601057 541100 WATER & SEWERAGE	4,000	0	4,000	2,857.68	.00	1,142.32	71.4%*
51601057 542300 CUSTODIAL SERVICES	2,100	0	2,100	847.35	.00	1,252.65	40.4%
51601057 543001 VEHICLE MAINT & RE	1,000	0	1,000	284.44	.00	715.56	28.4%
51601057 543002 EQUIPMENT MAINTENA	1,040	0	1,040	872.25	.00	167.75	83.9%*
51601057 544200 RENTAL OF EQUIPMEN	410	0	410	.00	.00	410.00	.0%
51601057 544400 RENTAL OF COMP/COM	1,800	0	1,800	856.64	943.36	.00	100.0%*
51601057 544500 LEASE COPIER/PRINT	1,656	0	1,656	1,385.58	.00	270.42	83.7%*
51601057 552001 FLEET INSURANCE	2,975	0	2,975	2,992.18	.00	-17.18	100.6%*
51601057 552003 GENERAL LIABILITY	5,836	0	5,836	5,869.70	.00	-33.70	100.6%*
51601057 553400 POSTAGE FEES	300	200	500	309.52	25.27	165.21	67.0%*
51601057 554000 ADVERTISING	1,650	0	1,650	458.10	.00	1,191.90	27.8%
51601057 555000 PRINTING AND BINDI	1,839	0	1,839	75.00	90.00	1,674.00	9.0%
51601057 556000 TUTION	6,980	-200	6,780	2,403.33	640.00	3,736.67	44.9%
51601057 558000 TRAVEL	825	0	825	.00	50.00	775.00	6.1%
51601057 561003 OFFICE SUPPLIES	2,934	0	2,934	1,309.06	252.47	1,372.47	53.2%*
51601057 561005 PUBLICATIONS	50	0	50	50.00	.00	.00	100.0%*
51601057 561008 VEHICLE SUPPLIES	9,000	0	9,000	6,734.65	1,116.12	1,149.23	87.2%*
51601057 561010 CLOTHING	5,800	0	5,800	3,110.30	576.60	2,113.10	63.6%*

YEAR-TO-DATE BUDGET REPORT

FOR 2015 06

ACCOUNTS FOR: 5001	WATER ENTERPRISE FUND	ORIGINAL APPROP	TRANSFERS/ ADJUSTMENTS	REVISED BUDGET	YTD EXPENDED	ENCUMBRANCES	AVAILABLE BUDGET	PCT USED
51601057 561015	SAFETY EQUIPMENT &	5,000	0	5,000	1,896.65	1,323.50	1,779.85	64.4%*
51601057 561022	HOT TOP COLD PATCH	5,500	0	5,500	5,500.00	.00	.00	100.0%*
51601057 561023	SAND AND GRAVEL	1,800	0	1,800	1,800.00	.00	.00	100.0%*
51601057 561032	OTHER OPERATIONAL	3,625	0	3,625	1,584.38	380.58	1,660.04	54.2%*
51601057 562600	VEHICLE FUEL	21,420	0	21,420	8,212.82	.00	13,207.18	38.3%
51601057 573401	ADMIN EQUIPMENT	1,635	0	1,635	1,093.74	.00	541.26	66.9%*
51601057 573900	OTHER EQUIPMENT	8,800	0	8,800	4,010.04	926.68	3,863.28	56.1%*
51601057 575100	INVENTORY PURCHASE	104,000	0	104,000	23,701.69	21,002.72	59,295.59	43.0%
51601057 581000	DUES AND FEES	1,020	0	1,020	487.50	.00	532.50	47.8%
51601057 583000	INTEREST EXPENSE	615,481	0	615,481	271,755.95	.00	343,725.05	44.2%
51601057 584000	CONTINGENCY	30,000	-15,547	14,453	.00	.00	14,452.79	.0%
51601057 589001	STATE PERMITS & FE	2,850	0	2,850	2,072.95	200.00	577.05	79.8%*
51601057 589031	LIEN DISCHARGE FEE	1,200	0	1,200	150.00	250.00	800.00	33.3%
51601057 591000	REDEMPTION OF PRIN	1,267,038	0	1,267,038	340,569.43	37,500.00	888,968.57	29.8%
51601057 592001	DEPRECIATION	1,060,790	0	1,060,790	.00	.00	1,060,790.00	.0%
51601057 593002	TRANS TO CAPITAL P	73,000	0	73,000	73,000.00	.00	.00	100.0%*
51601057 593008	TRANSFER TO GENERA	25,000	0	25,000	12,499.98	.00	12,500.02	50.0%
TOTAL WATER WORKS EXPENSE		4,156,404	0	4,156,404	1,283,338.12	93,225.94	2,779,839.94	33.1%

51601073 WATER TREATMENT PLANT

51601073 511001	SALARIES - FULL TI	281,597	0	281,597	138,319.35	.00	143,277.65	49.1%
51601073 513001	OVERTIME - REGULAR	15,000	0	15,000	9,591.45	.00	5,408.55	63.9%*
51601073 515001	ON CALL	16,340	0	16,340	8,785.00	.00	7,555.00	53.8%*
51601073 521100	HEALTH INSURANCE	76,825	0	76,825	46,258.14	.00	30,566.86	60.2%*
51601073 521200	DENTAL INSURANCE	1,051	0	1,051	689.97	.00	361.03	65.6%*
51601073 521300	LIFE INSURANCE	372	0	372	258.49	.00	113.51	69.5%*
51601073 522000	SOCIAL SECURITY CO	17,396	0	17,396	11,032.59	.00	6,363.41	63.4%*
51601073 523000	RETIREMENT CONTRIB	26,437	0	26,437	16,522.90	.00	9,914.10	62.5%*
51601073 526000	WORKERS' COMPENSAT	5,524	0	5,524	2,689.34	2,834.66	.00	100.0%*
51601073 528001	IPT	1,953	0	1,953	1,363.48	.00	589.52	69.8%*
51601073 533002	ENGINEERING SERVIC	10,000	4,400	14,400	14,235.51	.00	164.49	98.9%*
51601073 533006	LABORATORY SERVICE	15,838	0	15,838	988.00	8,794.78	6,055.22	61.8%*
51601073 543000	REPAIR AND MAINTEN	33,880	0	33,880	10,692.82	7,851.03	15,336.15	54.7%*
51601073 543002	EQUIPMENT MAINTENA	64,000	-4,400	59,600	19,940.32	8,511.34	31,148.34	47.7%
51601073 544500	LEASE COPIER/PRINT	800	0	800	397.18	.00	402.82	49.6%
51601073 552002	PROPERTY INSURANCE	6,709	0	6,709	6,747.74	.00	-38.74	100.6%*
51601073 553000	COMMUNICATIONS	10,960	0	10,960	4,976.56	990.00	4,993.44	54.4%*
51601073 561001	JANITORIAL SUPPLIE	1,000	0	1,000	173.09	558.00	268.91	73.1%*
51601073 561002	BLDG MAINT SUPPLIE	1,600	0	1,600	659.41	.00	940.59	41.2%
51601073 561010	CLOTHING	5,500	0	5,500	3,203.35	1,078.89	1,217.76	77.9%*

YEAR-TO-DATE BUDGET REPORT

FOR 2015 06

ACCOUNTS FOR: 5001	WATER ENTERPRISE FUND	ORIGINAL APPROP	TRANSFERS/ ADJUSTMENTS	REVISED BUDGET	YTD EXPENDED	ENCUMBRANCES	AVAILABLE BUDGET	PCT USED
51601073 561015	SAFETY EQUIPMENT &	4,050	0	4,050	1,471.95	221.45	2,356.60	41.8%
51601073 561031	CHEMICALS	170,280	0	170,280	75,489.90	89,145.53	5,644.57	96.7%*
51601073 561037	LABORATORY SUPPLIES	6,850	0	6,850	4,314.83	1,801.04	734.13	89.3%*
51601073 561040	EQUIPMENT REPAIRS	30,000	0	30,000	2,759.19	10,713.65	16,527.16	44.9%
51601073 562200	ELECTRICITY	130,000	0	130,000	35,387.01	.00	94,612.99	27.2%
51601073 562400	HEATING FUEL	31,125	0	31,125	14,351.27	.00	16,773.73	46.1%
51601073 573900	OTHER EQUIPMENT	8,000	0	8,000	1,563.19	141.00	6,295.81	21.3%
51601073 589030	PROP TAX TO OTH CO	2,800	0	2,800	311.00	2,000.00	489.00	82.5%*
TOTAL WATER TREATMENT PLANT		975,887	0	975,887	433,173.03	134,641.37	408,072.60	58.2%
51601570 WATER REVENUE OFFICE								
51601570 511001	SALARIES - FULL TI	30,404	0	30,404	16,146.05	.00	14,257.95	53.1%*
51601570 516000	LONGEVITY	300	0	300	311.15	.00	-11.15	103.7%*
51601570 521100	HEALTH INSURANCE	11,155	0	11,155	5,786.87	.00	5,368.13	51.9%*
51601570 521200	DENTAL INSURANCE	250	0	250	117.34	.00	132.66	46.9%
51601570 521300	LIFE INSURANCE	54	0	54	28.79	.00	25.21	53.3%*
51601570 522000	SOCIAL SECURITY CO	2,029	0	2,029	1,115.87	.00	913.13	55.0%*
51601570 523000	RETIREMENT CONTRIB	3,306	0	3,306	1,746.15	.00	1,559.85	52.8%*
51601570 526000	WORKERS' COMPENSAT	68	0	68	33.11	34.89	.00	100.0%*
51601570 528001	IP	288	0	288	151.92	.00	136.08	52.8%*
51601570 543000	REPAIR AND MAINTEN	500	0	500	.00	.00	500.00	.0%
51601570 553400	POSTAGE FEES	7,500	0	7,500	3,700.24	.00	3,799.76	49.3%
51601570 555000	PRINTING AND BINDI	410	0	410	90.00	.00	320.00	22.0%
51601570 561003	OFFICE SUPPLIES	290	0	290	150.91	.00	139.09	52.0%*
TOTAL WATER REVENUE OFFICE		56,554	0	56,554	29,378.40	34.89	27,140.71	52.0%
TOTAL WATER ENTERPRISE FUND		5,188,845	0	5,188,845	1,745,889.55	227,902.20	3,215,053.25	38.0%
TOTAL EXPENSES		5,188,845	0	5,188,845	1,745,889.55	227,902.20	3,215,053.25	

YEAR-TO-DATE BUDGET REPORT

FOR 2015 06

ACCOUNTS FOR:	ORIGINAL	TRANSFERS/	REVISED	YTD EXPENDED	ENCUMBRANCES	AVAILABLE	PCT
5002 SEWER ENTERPRISE FUND	APPROP	ADJUSTMENTS	BUDGET			BUDGET	USED
52602057 SEWER WORKS EXPENSE							
52602057 511001 SALARIES - FULL TI	330,751	-17,050	313,701	173,853.64	.00	139,847.36	55.4%*
52602057 511099 SALARIES - ADJUSTM	815	0	815	.00	.00	815.00	.0%
52602057 513001 OVERTIME - REGULAR	8,100	0	8,100	5,006.34	.00	3,093.66	61.8%*
52602057 515001 ON CALL	4,497	0	4,497	2,243.35	.00	2,253.65	49.9%
52602057 516000 LONGEVITY	1,129	0	1,129	913.59	.00	215.41	80.9%*
52602057 521100 HEALTH INSURANCE	83,598	0	83,598	43,062.79	.00	40,535.21	51.5%*
52602057 521200 DENTAL INSURANCE	1,286	0	1,286	731.45	.00	554.55	56.9%*
52602057 521300 LIFE INSURANCE	730	0	730	390.40	.00	339.60	53.5%*
52602057 522000 SOCIAL SECURITY CO	23,545	0	23,545	12,866.27	.00	10,678.73	54.6%*
52602057 523000 RETIRE CONTRIBUTIO	37,403	0	37,403	19,665.06	.00	17,737.94	52.6%*
52602057 526000 WORKERS' COMPENSAT	15,860	0	15,860	7,721.39	8,138.61	.00	100.0%*
52602057 528001 IPT	2,797	0	2,797	1,511.23	.00	1,285.77	54.0%*
52602057 532001 STAFF DEVELOPMENT	6,356	0	6,356	1,600.15	183.00	4,572.85	28.1%
52602057 532200 CONTRACTED SERVICE	0	17,050	17,050	6,622.11	2,427.89	8,000.00	53.1%*
52602057 533000 OTHER PROF SERVICE	6,676	0	6,676	8,728.16	2,113.16	-4,165.32	162.4%*
52602057 533001 AUDIT	5,750	0	5,750	1,782.50	2,127.50	1,840.00	68.0%*
52602057 533004 MEDICAL SERVICES	500	0	500	197.16	302.84	.00	100.0%*
52602057 533009 LEGAL	0	0	0	285.84	.00	-285.84	100.0%*
52602057 533010 LABOR NEGOTIATIONS	3,000	0	3,000	.00	.00	3,000.00	.0%
52602057 534003 SOFTWARE MAINTENAN	16,531	0	16,531	14,931.26	820.00	779.74	95.3%*
52602057 542300 CUSTODIAL SERVICES	2,000	0	2,000	847.35	.00	1,152.65	42.4%
52602057 543000 REPAIR AND MAINTEN	2,360	0	2,360	.00	.00	2,360.00	.0%
52602057 543001 VEHICLE MAINT & RE	1,500	2,300	3,800	284.42	3,410.00	105.58	97.2%*
52602057 543002 EQUIPMENT MAINTENA	3,242	-2,300	942	872.25	.00	69.75	92.6%*
52602057 544200 RENTAL OF EQUIPMEN	400	0	400	.00	.00	400.00	.0%
52602057 544400 RENTAL OF COMP/COM	1,800	0	1,800	856.66	943.34	.00	100.0%*
52602057 544500 LEASE COPIER/PRINT	1,600	0	1,600	1,385.17	.00	214.83	86.6%*
52602057 552001 FLEET INSURANCE	4,165	0	4,165	4,189.05	.00	-24.05	100.6%*
52602057 552002 PROPERTY INSURANCE	5,267	0	5,267	5,297.41	.00	-30.41	100.6%*
52602057 552003 GENERAL LIABILITY	5,506	0	5,506	5,537.79	.00	-31.79	100.6%*
52602057 552005 INSURANCE CLAIM DE	2,000	0	2,000	.00	.00	2,000.00	.0%
52602057 553400 POSTAGE FEES	500	0	500	37.78	29.28	432.94	13.4%
52602057 554000 ADVERTISING	735	0	735	338.40	.00	396.60	46.0%
52602057 555000 PRINTING AND BINDI	1,609	0	1,609	1,094.50	90.00	424.50	73.6%*
52602057 556000 TUTION	6,980	0	6,980	2,487.83	640.00	3,852.17	44.8%
52602057 558000 TRAVEL	825	0	825	16.00	194.00	615.00	25.5%
52602057 561003 OFFICE SUPPLIES	2,834	0	2,834	1,171.74	252.47	1,409.79	50.3%*
52602057 561005 PUBLICATIONS	32	0	32	.00	.00	32.00	.0%
52602057 561008 VEHICLE SUPPLIES	12,750	0	12,750	10,440.25	908.44	1,401.31	89.0%*
52602057 561009 TRAINING MATERIALS	250	0	250	.00	.00	250.00	.0%

YEAR-TO-DATE BUDGET REPORT

FOR 2015 06

ACCOUNTS 5002	FOR: SEWER ENTERPRISE FUND		ORIGINAL APPROP	TRANSFERS/ ADJUSTMENTS	REVISED BUDGET	YTD EXPENDED	ENCUMBRANCES	AVAILABLE BUDGET	PCT USED
52602057	561010	CLOTHING	5,615	0	5,615	2,158.14	626.17	2,830.69	49.6%
52602057	561015	SAFETY EQUIPMENT &	5,875	0	5,875	1,767.52	727.62	3,379.86	42.5%
52602057	561022	HOT TOP COLD PATCH	5,500	0	5,500	5,500.00	.00	.00	100.0%*
52602057	561023	SAND AND GRAVEL	1,650	0	1,650	1,644.00	.00	6.00	99.6%*
52602057	561032	OTHER OPERATIONAL	525	0	525	453.33	71.67	.00	100.0%*
52602057	561040	EQUIPMENT REPAIRS	6,000	0	6,000	5,641.26	212.50	146.24	97.6%*
52602057	562600	VEHICLE FUEL	36,000	0	36,000	17,014.57	.00	18,985.43	47.3%
52602057	573401	ADMIN EQUIPMENT	17,072	0	17,072	16,827.45	91.12	153.43	99.1%*
52602057	573900	OTHER EQUIPMENT	6,000	0	6,000	1,431.60	.00	4,568.40	23.9%
52602057	575100	INVENTORY PURCHASE	12,500	0	12,500	243.20	12,256.80	.00	100.0%*
52602057	581000	DUES AND FEES	1,090	0	1,090	183.50	.00	906.50	16.8%
52602057	583000	INTEREST EXPENSE	623,185	0	623,185	284,838.46	.00	338,346.54	45.7%
52602057	584000	CONTINGENCY	25,000	-10,000	15,000	.00	.00	15,000.00	.0%
52602057	589001	STATE PERMITS & FE	1,650	0	1,650	1,047.95	263.00	339.05	79.5%*
52602057	591000	REDEMPTION OF PRIN	1,891,207	0	1,891,207	1,417,085.70	.00	474,121.30	74.9%*
52602057	593002	TRANS TO CAPITAL P	669,000	10,000	679,000	679,000.00	.00	.00	100.0%*
52602057	593008	TRANSFER TO GENERA	25,000	0	25,000	12,499.98	.00	12,500.02	50.0%
TOTAL SEWER WORKS EXPENSE			3,938,548	0	3,938,548	2,784,305.95	36,829.41	1,117,412.64	71.6%

52602074 SEWER TREATMENT PLANT

52602074	511001	SALARIES - FULL TI	419,685	0	419,685	210,899.55	.00	208,785.45	50.3%*
52602074	513001	OVERTIME - REGULAR	30,000	0	30,000	18,980.13	.00	11,019.87	63.3%*
52602074	515001	ON CALL	29,438	0	29,438	15,832.89	.00	13,605.11	53.8%*
52602074	516000	LONGEVITY	600	0	600	.00	.00	600.00	.0%
52602074	521100	HEALTH INSURANCE	147,303	0	147,303	73,679.30	.00	73,623.70	50.0%*
52602074	521200	DENTAL INSURANCE	1,737	0	1,737	888.66	.00	848.34	51.2%*
52602074	521300	LIFE INSURANCE	737	0	737	382.50	.00	354.50	51.9%*
52602074	522000	SOCIAL SECURITY CO	33,308	0	33,308	17,177.38	.00	16,130.62	51.6%*
52602074	523000	RETIREMENT CONTRIB	51,668	0	51,668	24,757.99	.00	26,910.01	47.9%
52602074	526000	WORKERS' COMPENSAT	4,732	0	4,732	2,303.76	2,428.24	.00	100.0%*
52602074	528001	IPT	3,185	0	3,185	1,635.44	.00	1,549.56	51.3%*
52602074	533000	OTHER PROF SERVICE	5,000	0	5,000	.00	.00	5,000.00	.0%
52602074	533006	LABORATORY SERVICE	124,374	0	124,374	17,266.71	16,512.62	90,594.67	27.2%
52602074	534009	INDUSTRIAL PRETREA	33,518	0	33,518	6,811.40	11,248.60	15,458.00	53.9%*
52602074	543000	REPAIR AND MAINTEN	91,526	0	91,526	14,628.70	36,965.47	39,931.83	56.4%*
52602074	543002	EQUIPMENT MAINTENA	80,585	0	80,585	38,335.48	20,969.71	21,279.81	73.6%*
52602074	544500	LEASE COPIER/PRINT	1,852	0	1,852	1,122.53	.00	729.47	60.6%*
52602074	552002	PROPERTY INSURANCE	4,833	0	4,833	4,860.91	.00	-27.91	100.6%*
52602074	553000	COMMUNICATION	10,130	0	10,130	4,156.14	1,030.00	4,943.86	51.2%*
52602074	559000	MISC PURCHASED SER	15,500	0	15,500	14,850.00	.00	650.00	95.8%*

YEAR-TO-DATE BUDGET REPORT

FOR 2015 06

ACCOUNTS 5002	FOR: SEWER ENTERPRISE FUND	ORIGINAL APPROP	TRANSFERS/ ADJUSTMENTS	REVISED BUDGET	YTD EXPENDED	ENCUMBRANCES	AVAILABLE BUDGET	PCT USED
52602074 561001	JANITORIAL SUPPLIE	1,400	0	1,400	435.75	.00	964.25	31.1%
52602074 561002	BUILDING MAINT SUP	12,450	0	12,450	4,167.60	.00	8,282.40	33.5%
52602074 561010	CLOTHING	9,000	0	9,000	3,521.73	801.05	4,677.22	48.0%
52602074 561015	SAFETY EQUIPMENT &	6,200	0	6,200	1,221.59	207.13	4,771.28	23.0%
52602074 561031	CHEMICAL	202,940	0	202,940	18,514.25	13,915.50	170,510.25	16.0%
52602074 561037	LABORATORY SUPPLIE	26,348	0	26,348	4,367.29	1,782.96	20,197.75	23.3%
52602074 561040	EQUIPMENT REPAIRS	73,230	0	73,230	17,736.84	8,862.57	46,630.59	36.3%
52602074 562200	ELECTRICITY	380,000	0	380,000	116,890.55	.00	263,109.45	30.8%
52602074 562400	HEATING FUEL	36,000	0	36,000	9,173.96	.00	26,826.04	25.5%
52602074 573900	OTHER EQUIPMENT	13,225	0	13,225	2,608.89	8,049.00	2,567.11	80.6%*
52602074 592001	DEPRECIATION	1,124,561	0	1,124,561	.00	.00	1,124,561.00	.0%
TOTAL SEWER TREATMENT PLANT		2,975,065	0	2,975,065	647,207.92	122,772.85	2,205,084.23	25.9%
52602470 SEWER REVENUE OFFICE								
52602470 511001	SALARIES - FULL TI	30,404	0	30,404	16,146.51	.00	14,257.49	53.1%*
52602470 516000	LONGEVITY	300	0	300	311.15	.00	-11.15	103.7%*
52602470 521100	HEALTH INSURANCE	11,155	0	11,155	5,787.09	.00	5,367.91	51.9%*
52602470 521200	DENTAL INSURANCE	252	0	252	117.50	.00	134.50	46.6%
52602470 521300	LIFE INSURANCE	59	0	59	28.93	.00	30.07	49.0%
52602470 522000	SOCIAL SECURITY CO	2,035	0	2,035	1,119.99	.00	915.01	55.0%*
52602470 523000	RETIREMENT CONTRIB	3,308	0	3,308	1,746.32	.00	1,561.68	52.8%*
52602470 526000	WORKERS' COMPENSAT	68	0	68	33.11	34.89	.00	100.0%*
52602470 528001	IPT	295	0	295	152.11	.00	142.89	51.6%*
52602470 543000	REPAIR AND MAINTEN	500	0	500	.00	.00	500.00	.0%
52602470 553400	POSTAGE FEES	7,700	0	7,700	4,483.18	.00	3,216.82	58.2%*
52602470 555000	PRINTING AND BINDI	250	0	250	90.00	.00	160.00	36.0%
52602470 561003	OFFICE SUPPLIES	290	0	290	151.20	.00	138.80	52.1%*
TOTAL SEWER REVENUE OFFICE		56,616	0	56,616	30,167.09	34.89	26,414.02	53.3%
TOTAL SEWER ENTERPRISE FUND		6,970,229	0	6,970,229	3,461,680.96	159,637.15	3,348,910.89	52.0%
TOTAL EXPENSES		6,970,229	0	6,970,229	3,461,680.96	159,637.15	3,348,910.89	